

## EDITORIAL

Below you will find the results of the latest youth opinion poll conducted by the Jerusalem Media and Communication Centre (JMCC) and the Friedrich-Ebert-Stiftung in the West Bank and Gaza Strip in April 2016.

Despite a drop in the number of incidents in recent weeks, the current round of political unrest which began in October 2015 in occupied Palestinian territory (oPt) and Israel has yet to come to an end. Young Palestinians have been one of the main drivers behind the surge in protests and alleged attacks, and the vast majority of Palestinians killed, hurt or arrested since 2015 – often after committing attacks themselves – have been under 30 years old, with some even as young as 12. Better understanding the opinions and feelings of the youth in Palestine is thus vital to all those looking for a way out of the current dilemma.

A majority of the Palestinian youth (60.6%) support the continuation of the current unrest. 35.3% believe it will develop into a fully-fledged uprising while 29.3% think it will come to an end only once particular goals have been reached. The broad support and high expectations are reflected in the overall positive image young Palestinians have of the unrest, 50.3% of whom believe it serves the Palestinian cause well. However, the results are not unanimous – 21.5% strongly oppose continuing the political unrest.

Attitudes on the unrest contrast sharply with the youth's position towards the political leadership in Palestine. Not only do 34.6% rate the performance of Palestinian President Mahmoud Abbas as bad, but 32.5% do not trust any political faction and 32.7% do not trust any political leader.

Indeed, only 10.7% believe that joining a political party is the best way for young Palestinians to instigate positive change. While this should not be confused with widespread political apathy, the poll demonstrates a large gap between organised politics and the lived experiences of the youth. Most Palestinian youth (36.6%) blame both Hamas and Fatah for the continuing political division that has been hanging over Palestine for nearly ten years. In other words, both political factions are struggling to win over young voters.

Moving away from internal politics, 58.5% of the Palestinian youth see little chance of reaching a peaceful settlement to the Israel/Palestine conflict. Even though there is much higher support (42.8%) for the two-state solution compared to other one-state alternatives, 67% of young Palestinians do not believe that diplomacy can resolve the conflict while 69.2% do not think that Israelis and Palestinians can solve the conflict on their own. Perhaps it comes as little surprise but 64.3% of the youth also see little use in working together with like-minded Israelis. After the promises of the 1993 Oslo Accords have failed to materialise and the physical separation between Gaza, the West Bank and Israel has only deepened, young Palestinians see no partner for peace and are looking for the outside world to step in.

The youth will certainly be the key to Palestine's future, but as the poll shows, an out of touch leadership and a non-existent peace process give young Palestinians little to hope for. In the absence of political progress, the youth is instead turning to the street for answers.



Jerusalem Office  
Tel.: +972-2-532 83 98  
Fax: +972-2-581 96 65  
Email: [info@fespal.org](mailto:info@fespal.org)  
Web: [www.fespal.org](http://www.fespal.org)



PO Box: 25047 – Jerusalem  
2976557 Fax: 02-2976555 Tel. 02-  
Email: [poll@jmcc.org](mailto:poll@jmcc.org)  
Website: [www.jmcc.org](http://www.jmcc.org)

---

## Poll No. 86 - April 2016

---

### **Discrepancy over attacks between West Bank and Gaza No high confidence in factions Conservatives, Facebookers and anti-normalizers Support perpetuation of the PNA and are pessimistic about negotiations**

The Jerusalem Media and Communication Centre conducted an opinion poll among Palestinian youths in the West Bank and Gaza Strip on various political and social issues, which showed a discrepancy in positions between youth in the West Bank and those in Gaza.

The poll showed that while 47.4% of youths in the West Bank opposed knife attacks, 78.6% of youths in the Gaza Strip supported their continuation. Furthermore, 21.1% of respondents from Gaza opposed knife attacks while 46.4% of youths polled in the West Bank support them.

As for the current uprising/unrest, 40.9% of youths polled in the West Bank and 66.6% of those in Gaza believe it serves the Palestinian cause, while 23.3% in the West Bank and 17.8% in Gaza said it harmed the Palestinian cause.

29.3% of youths polled believe in general that the uprising will end when its goals are reached while 29.2% believe it will end without achieving its goals. Furthermore, 35.3% said it would develop into a fully-fledged uprising. Meanwhile, youths were split over military operations, while 43.2% supported them, 43.9% opposed them.

### **Negotiations and the two-state solution**

A greater percentage (42.8%) of youths polled said they support the two-state solution while 19.1% said they preferred a bi-national state. Furthermore, the majority, or 67%, believe that negotiations will not succeed in resolving the Palestinian-Israeli conflict in comparison to 23.5% who said that negotiations could succeed in reaching a solution.

Meanwhile, the majority of polled youths, or 64.3%, opposed the idea of working with like-minded Israeli youths to find a solution to the conflict, while 27.1% supported this.

In terms of the negotiations with Israel in general, the majority of respondents, or 52.9%, supported a possible resumption of negotiations in comparison to 43% who opposed.

In response to the question on what is the best way for Palestinian youth to instigate positive political change, the majority of respondents, or 40.4%, said this could be achieved through being good citizens (studying and working hard), while 20.6% said the best way would be through regularly participating in demonstrations. 16.3% said this could be achieved through joining civil society/grassroots organizations and 12% said this could be achieved through carrying out lone wolf attacks.

### **Dissolution of the PNA**

The majority of the youths polled (67.7%) said the PNA should be maintained and perpetuated, while a minority of respondents, or 24.6%, said it needed to be dissolved. As for the PNA in general, 60.3% said its performance was good or very good as opposed to 39.5% who said it was bad or very bad.

### **Elections and parties**

If presidential elections were held with only President Mahmoud Abbas (Abu Mazen) and Isma'el Haniyeh as candidates, 37.9% of respondents said they would vote for Abbas, while 23.9% chose Haniyeh. However, if these elections were held and President Abbas did not run, then 15.8% of respondents said they would vote for Marwan Barghouthi, 14.4% would vote for Haniyeh and 5.5% said they would vote for Dahlan, most of those who said they would vote for the latter were from the Gaza Strip.

The poll showed that the greater percentage of youths polled, or 33.8%, trust Fatah more, while 19.1% said they trusted Hamas more, followed by 3.4% who trust the PFLP and 32.5% of youths who said they don't trust any faction.

The greater percentage of youth polled, or 16%, said they trusted President Mahmoud Abbas (Abu Mazen) more while 13% said they trusted Isma'el Haniyeh more, 8.7% said they trusted Marwan Barghouthi more, 4% said Mohammed Dahlan, 3.2% said Khaled Meshal and 32.7% said they didn't trust anyone.

### **ISIS Danger**

The poll showed that the majority of respondents (83.6%) had negative opinions of ISIS in comparison to 5% who said they had a positive opinion. Furthermore, the majority (50.1%) said ISIS is harmful to the Palestinian cause, while 37.9% said it has no impact on the Palestinian cause; 2.2% said they believed that ISIS could serve the cause.

### **Facebookers**

The poll showed that the majority of youths, or 60.5% said their first source of news was from social networking sites (Facebook and Twitter) and from internet websites, while 28.1% said their first source of news was television, 4.6% from radio and 0.9% from newspapers.

### **Identity: Palestinian**

When the youth were asked to define themselves in one word, the majority, or 50.3% said the word Palestinian, while 10.8% said Muslim, 5.6% said Fatah-affiliated, 5.3% said Arab and 5.1% said nationalist.

### **Conservatives**

The majority of those polled (65.3%) said they do not shake hands with the other sex. The majority, or 81% of these respondents said this was for religious reasons. In comparison, 34.3% said they shook hands with the other sex.

Furthermore, the polled youths were split in regards to coeducation, whereby 49.8% said they opposed it while 48.1% said they supported it.

As for the question about multiple wives, the majority of respondents, or 69.1% said they opposed while a minority of 27.2% said they supported it.

### **Methodology:**

A random sample of **1000** people over the age of **15-29** was interviewed face-to-face throughout the West Bank and Gaza Strip between **13<sup>th</sup> - 19<sup>th</sup> April 2016**. The interviews were conducted in randomly selected homes, and the subjects inside each home were also selected randomly according to Kish tables. The interviews were conducted in 130 sampling points chosen randomly according to population.

In the **West Bank**: **635** people were surveyed from the following areas:

**Hebron**: Hebron, Adu-dhahiriya, Dura, Beit Kahil, Yatta, Khursa, Beit Ula, Halhul, Al 'Arrrub Refugee Camp, Hadab Al-Fawwar. **Jenin**: Jenin, Qabatiya, Arraba, Faqqu'a, Jenin refugee camp, Kafr Ra'l, T'inek, Fahma. **Tubas**: Aqqaba. **Ramallah & al-Bireh**: Ramallah, Silwad, Al Jalazun refugee camp, Bir Zeit, Beit Liqya, Kharbatha Al Misbah, At Tira, Abwein. **Jericho**: Jericho, Al Jiftlik. **Jerusalem**: Al-Ram and al Dahiyyeh, Al 'Eizariya, Mikhmas, Jaba', Beit Hanina, Old City, Silwan, Ras al-Amoud, Qalandia refugee camp. **Bethlehem**: Nahhalin, Bethlehem (Beit Lahm), Al 'Ubeidiya, Husan, Ad Duheisha Refugee Camp, Hindaza. **Nablus**: Nablus, Sarra, Huwwara, Beita, Awarta, Urif, Balata Refugee Camp. **Salfit**: Bidyya, Deir Istiya. **Tulkarem**: Illar, Tulkarem, Beit Lid, Far'un. **Qalqilya**: Qalqiliya, Jayyus.

In the **Gaza Strip** : **365** people were surveyed from the following areas:

**Gaza:** Al-Rimal A-Shamali, a-Rimal a-Janoubi, A-Zeitoun, A-Shuja'ia, a-Tufah, a-Naser, Shati Refugee Camp, Al-Durj, Sabra, Sheikh Ajleen, Al – Sha'af. **Khan Younis:** Khan Younis, Absan al-Kabira, al-Qarara, Al- Khuza', Bani Suheila, Al-Fakhari, Khan Younis Refugee Camp. **Rafah:** Rafah, Shouket a-Soufi, Rafah Refugee Camp. **Gaza North:** Jabalia, Beit Lahia, Beit Hanoun, Jabalia Refugee Camp. **Deir al-Balah:** Deir al-Balah, A -Zawaydeh, Al- Nusseirat Refugee Camp, Bureij Refugee Camp, Deir al-Balah.

The margin of error is  $\pm 3$  percent, with a confidence level of 95%.

53.0% of the respondents were from the West Bank 10.5 % from Jerusalem, 36.5% from the Gaza Strip.

17.0% said they live in villages, 10.0 % in refugee camps, and 37.0 % in towns/cities.

49.7% were male, 50.3% were female.

33.1% were married, 65.4%, single, 0.1% widowed 1.1 % divorced, 0.3% no answer.

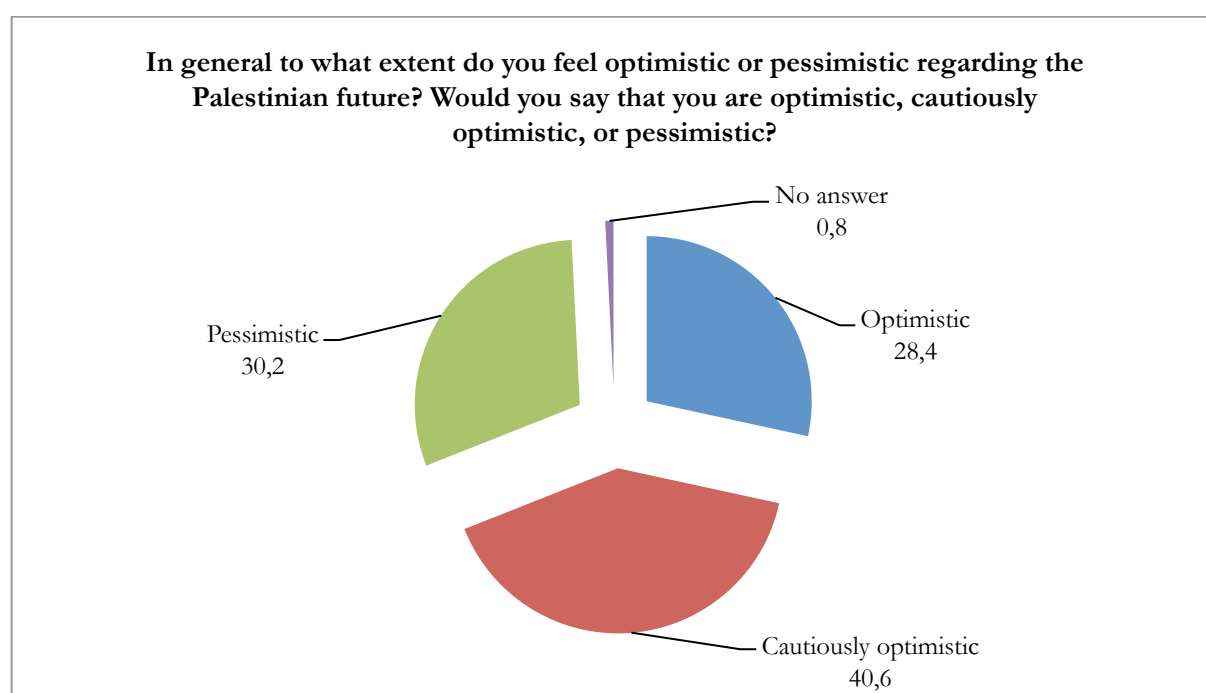
The average age of the respondents was **22 years.**

- Students 43.1%
- Laborers 9.3%
- Housewives 20.4%
- Farmers/fishermen 1.0%
- Craftsmen 0.9 %
- Businessmen/private business 5.8%
- Public Sector Employees 5.3 %
- Private Sector Employees 4.4%
- Professionals (e.g. doctors/lawyers/ pharmacists/engineers) 1.6 %
- Unemployed 8.2%

**Results:**

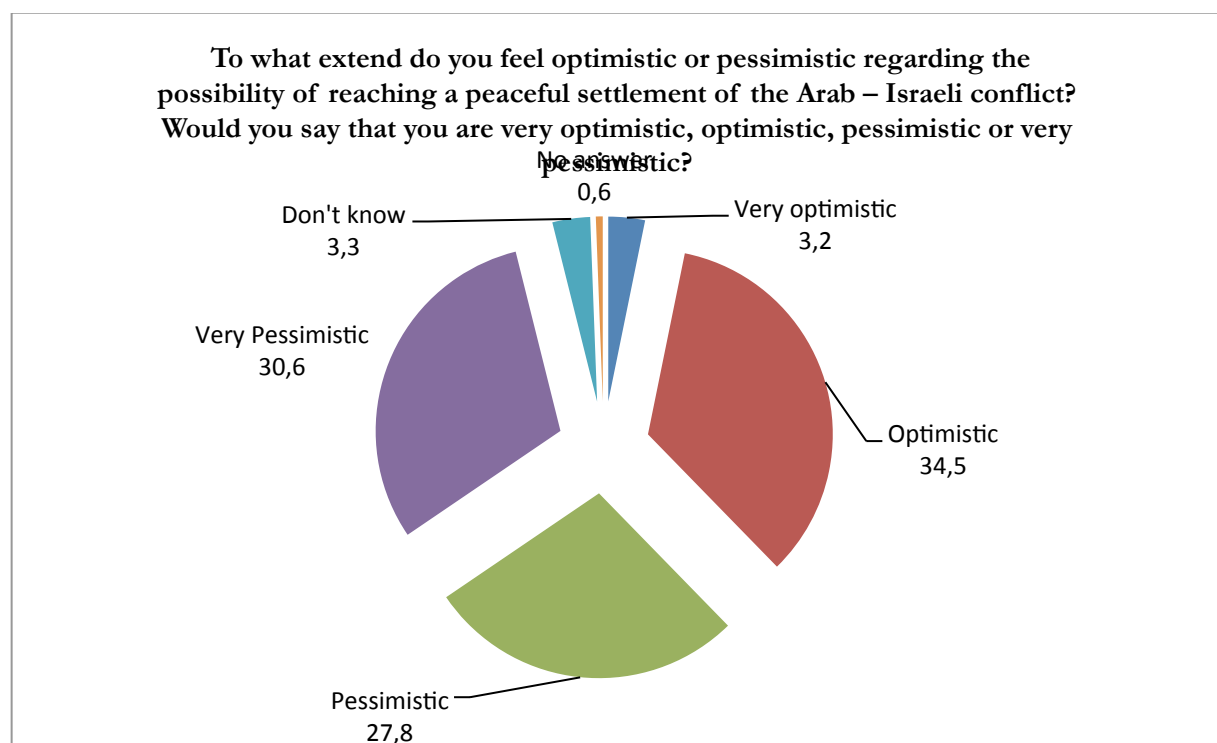
Q1- In general, to what extent do you feel optimistic or pessimistic regarding the Palestinian future? Would you say that you are optimistic, cautiously optimistic, or pessimistic?

	Total n= 1000	West Bank n= 635	Gaza n=365
Optimistic	28.4	33.2	20.0
Cautiously optimistic	40.6	40.2	41.4
Pessimistic	30.2	25.7	38.1
No answer	0.8	0.9	0.5



Q2. To what extent do you feel optimistic or pessimistic regarding the possibility of reaching a peaceful settlement of the Arab – Israeli conflict? Would you say that you are very optimistic, optimistic, pessimistic or very pessimistic?

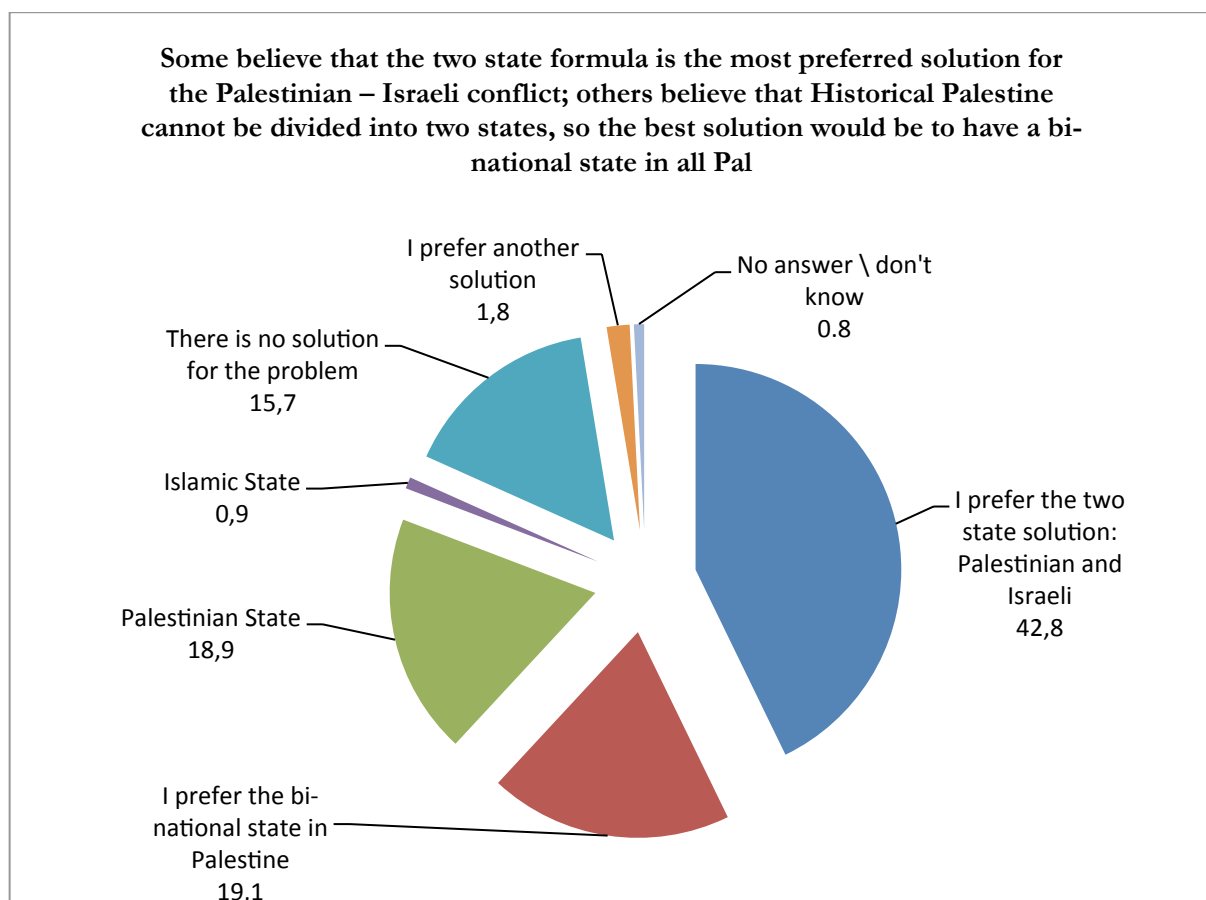
	Total n= 1000	West Bank n= 635	Gaza n=365
Very Optimistic	3.2	3.3	3.0
Optimistic	34.5	38.9	26.8
Pessimistic	27.8	25.7	31.5
Very Pessimistic	30.6	26.8	37.3
Don't know	3.3	4.7	0.8
No answer	0.6	0.6	0.6



Q3. Some believe that the two state formula is the most preferred solution for the Palestinian – Israeli conflict; others believe that Historical Palestine cannot be divided into two states, so the best solution would be to have a bi-national state in all Palestine where Palestinians and Israelis enjoy equal right, which solution do you prefer?

	Total n= 1000	West Bank n= 635	Gaza n=365
I prefer the two state solution: Palestinian and Israeli	42.8	44.7	39.5
I prefer the bi –national state in all Palestine	19.1	21.6	14.8
Palestinian State*	18.9	16.5	23.0
Islamic State*	0.9	1.3	0.3
There is no solution for the problem	15.7	14.5	17.8
I prefer another solution	1.8	0.5	4.1
Don't know \ No answer	0.8	0.9	0.5

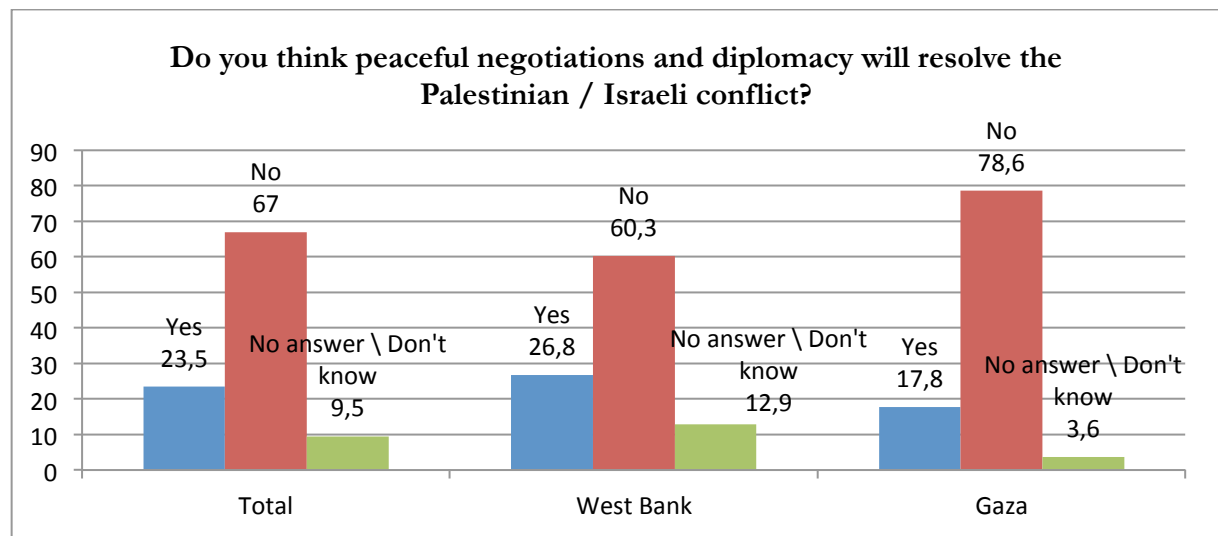
\* These answers were not included as part of the options read to the interviewee





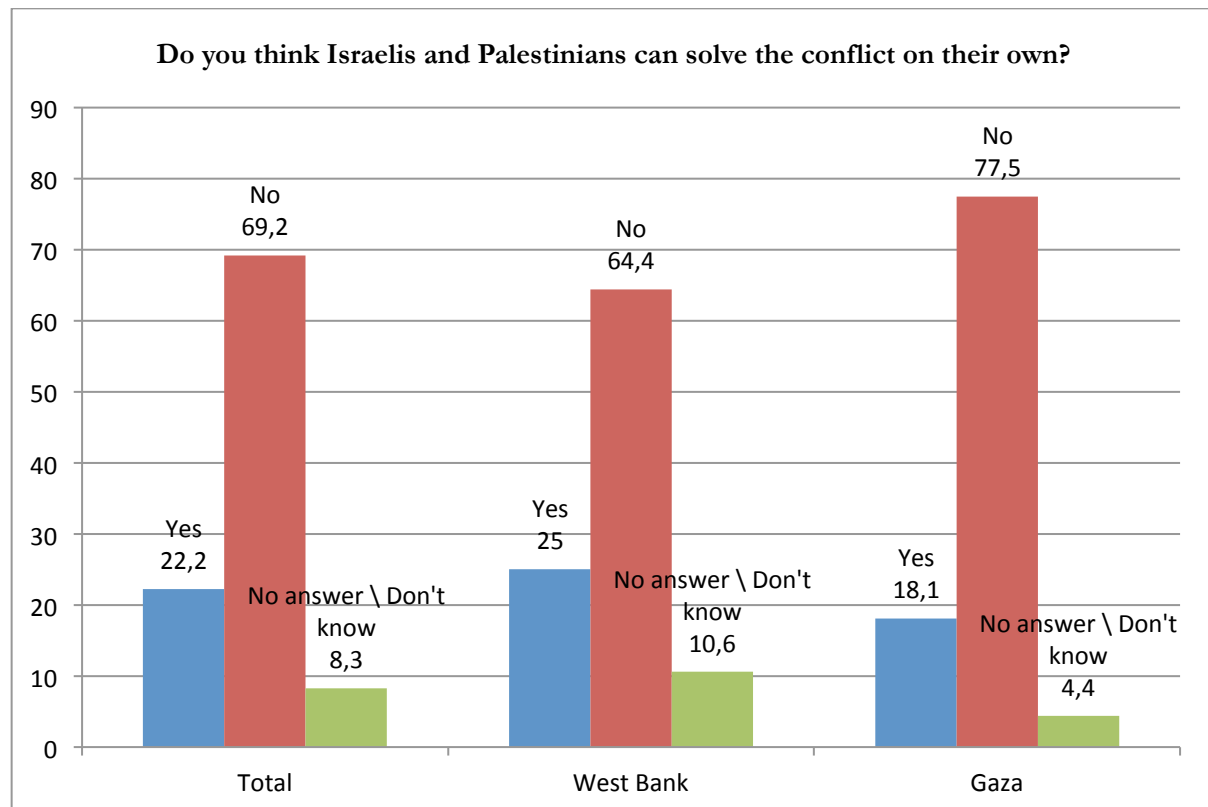
Q4. Do you think peaceful negotiations and diplomacy will resolve the Palestinian/Israel conflict?

	Total n= 1000	West Bank n= 635	Gaza n=365
Yes	23.5	26.8	17.8
No	67.0	60.3	78.6
Don't know \ No answer	9.5	12.9	3.6



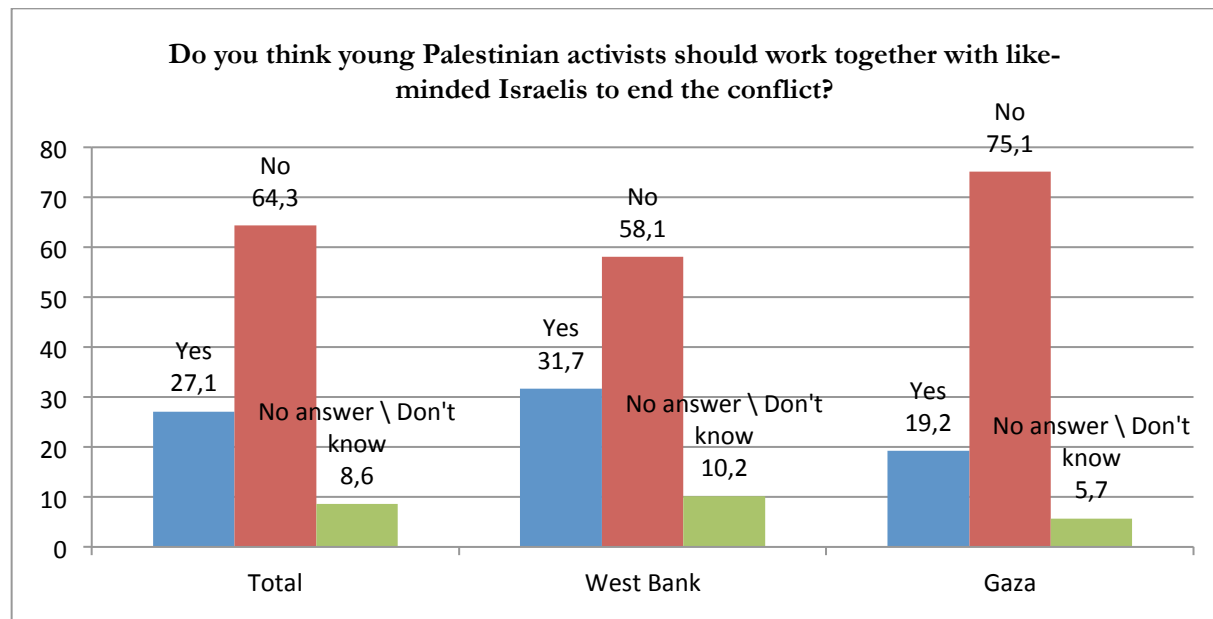
Q5. Do you think Israelis and Palestinians can solve the conflict on their own?

	Total	West Bank	Gaza
	<b>n= 1000</b>	<b>n= 635</b>	<b>n=365</b>
Yes	22.5	25.0	18.1
No	69.2	64.4	77.5
Don't know \ No answer	8.3	10.6	4.4



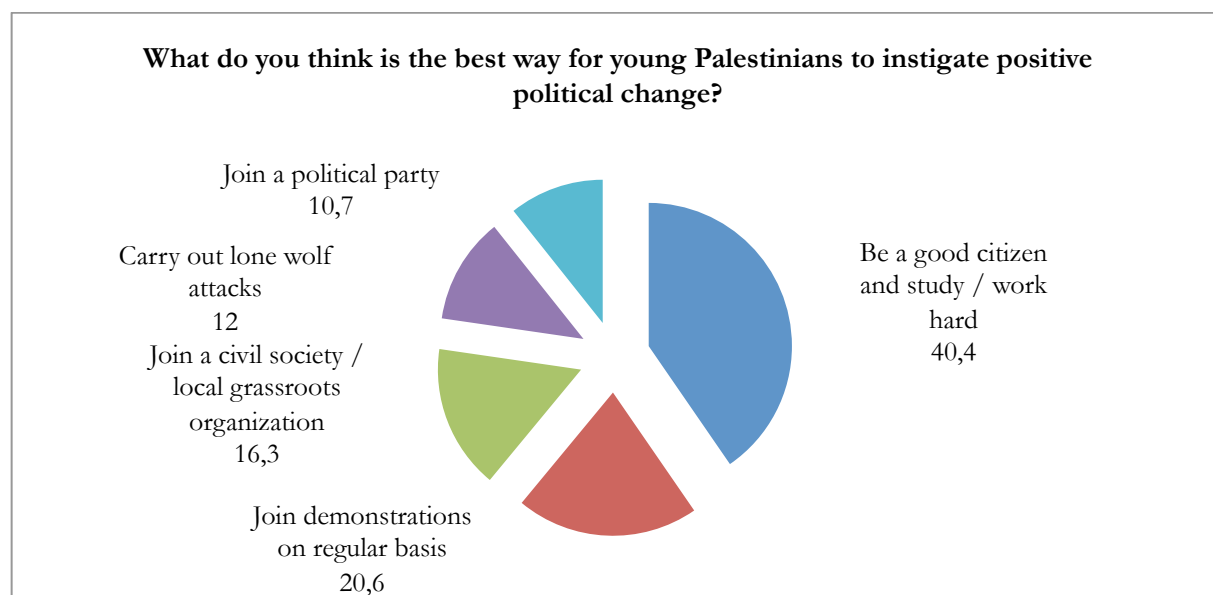
Q6. Do you think young Palestinian activists should work together with like-minded Israelis to end the conflict?

	Total n= 1000	West Bank n= 635	Gaza n=365
Yes	27.1	31.7	19.2
No	64.3	58.1	75.1
Don't know \ No answer	8.6	10.2	5.7



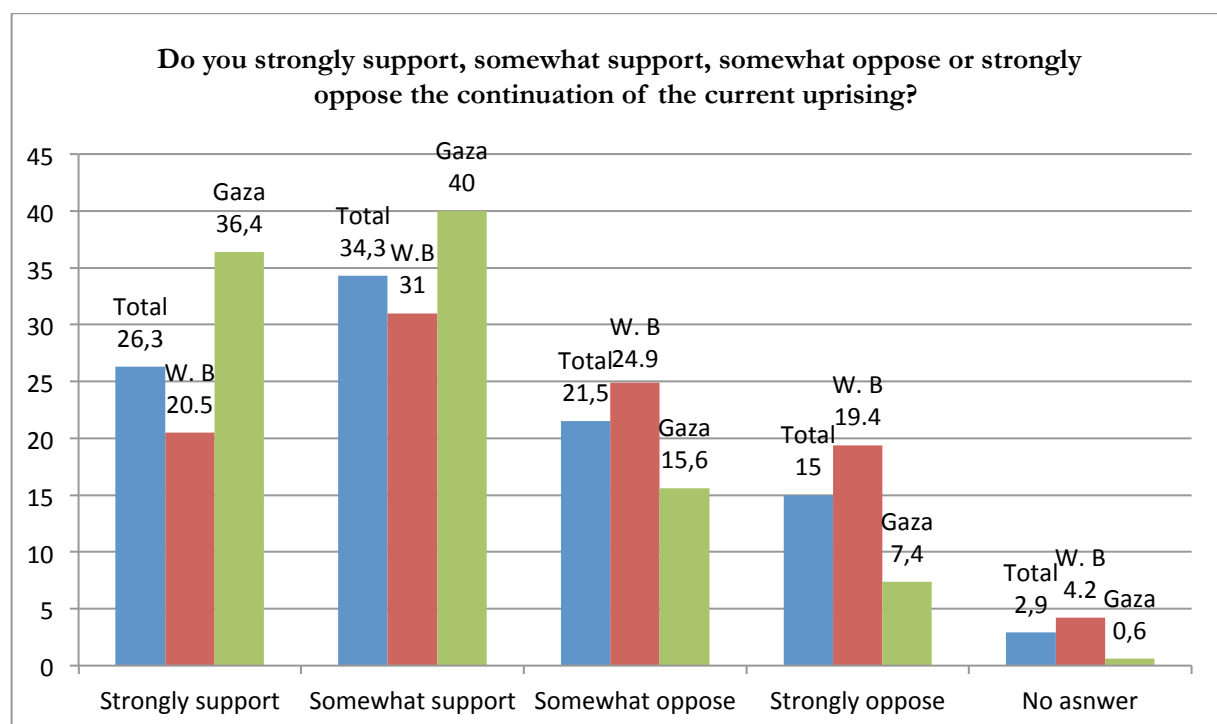
Q7. What do you think is the best way for young Palestinians to instigate positive political change?

	Total	West Bank	Gaza
	n= 1000	n= 635	n=365
Be a good citizen and study/ work hard	40.4	38.7	43.2
Join demonstrations on regular basis	20.6	23.3	15.9
Join a civil society / local grassroots organization	16.3	15.9	17.0
Carry out lone wolf attacks	12.0	12.8	10.7
Join a political party	10.7	9.3	13.2



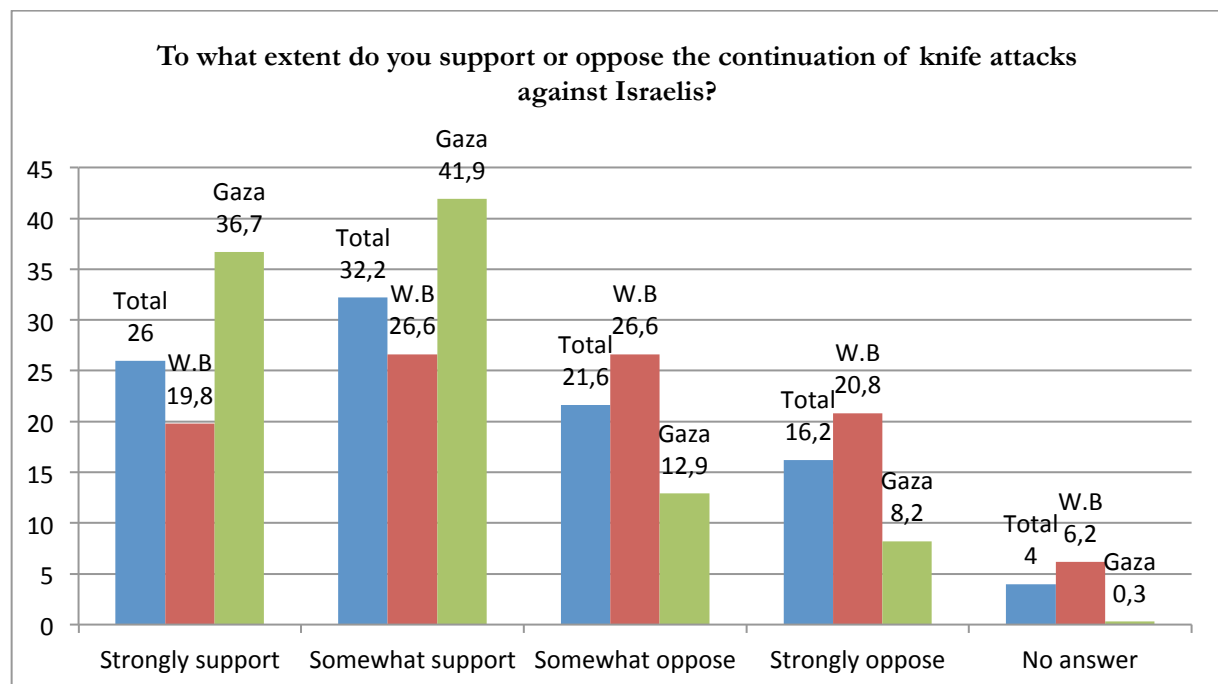
Q8. Do you strongly support, somewhat support, somewhat oppose or strongly oppose the continuation of the current uprising\ unrest?

	Total n= 1000	West Bank n=635	Gaza n=365
Strongly support	26.3	20.5	36.4
Somewhat support	34.3	31.0	40.0
Somewhat oppose	21.5	24.9	15.6
Strongly oppose	15.0	19.4	7.4
No answer	2.9	4.2	0.6



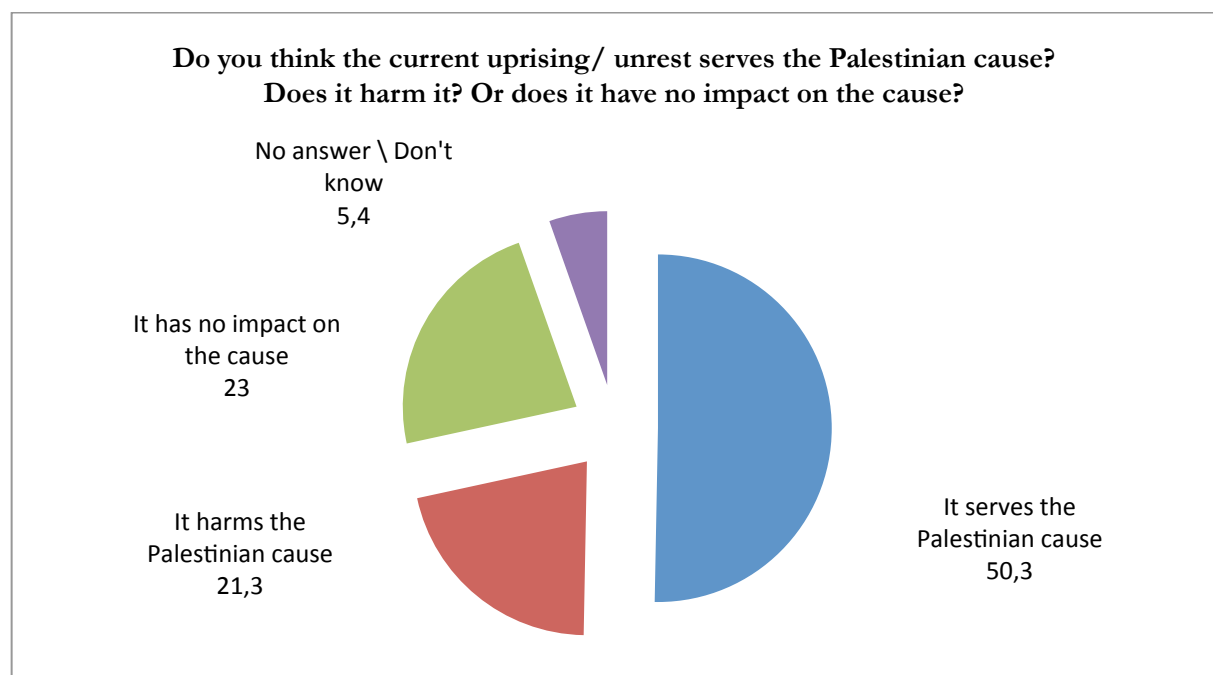
Q9. To what extent do you support or oppose the continuation of knife attacks against Israelis?

	Total n= 1000	West Bank n= 635	Gaza n=365
Strongly support	26.0	19.8	36.7
Somewhat support	32.2	26.6	41.9
Somewhat oppose	21.6	26.6	12.9
Strongly oppose	16.2	20.8	8.2
No answer	4.0	6.2	0.3



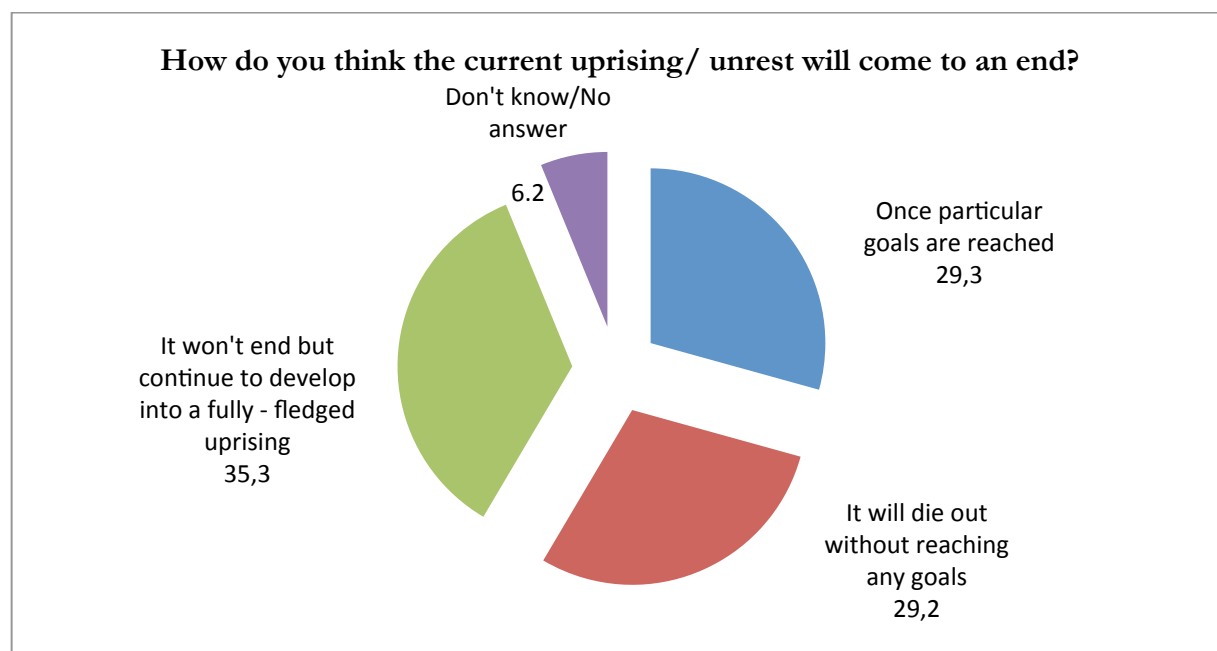
Q10. Do you think the current uprising/unrest serves the Palestinian cause? Does it harm it? Or does it have no impact on the cause?

	Total	West Bank	Gaza
	n= 1000	n= 635	n=365
It serves the Palestinian cause	50.3	40.9	66.6
It harms the Palestinian cause	21.3	23.3	17.8
It has no impact on the cause	23.0	28.3	13.7
Don't know \ No answer	5.4	7.5	1.9



Q11. How do you think the current uprising\ unrest will come to an end?

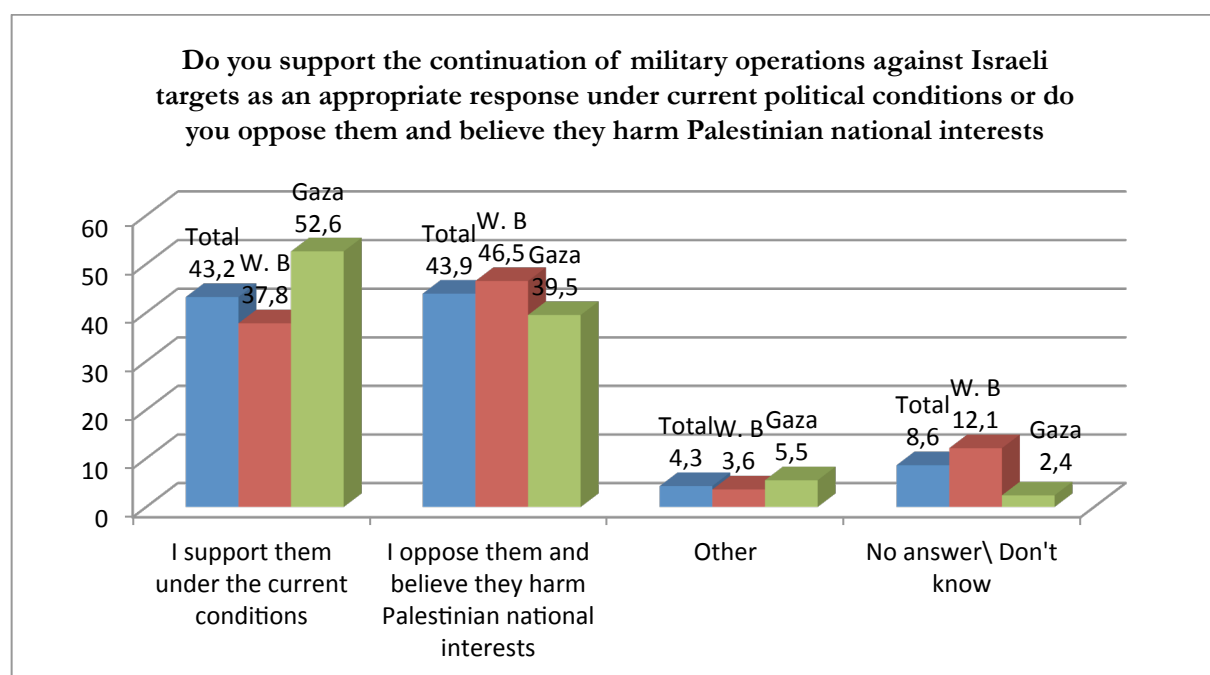
	Total	West Bank	Gaza
	n= 1000	n= 635	n=365
Once particular goals are reached	29.3	28.0	31.5
It will die out without reaching any goals	29.2	33.9	21.1
It won't end but continue to develop into a fully- fledged uprising	35.3	29.4	45.5
Don't know \ No answer	6.2	8.7	1.9





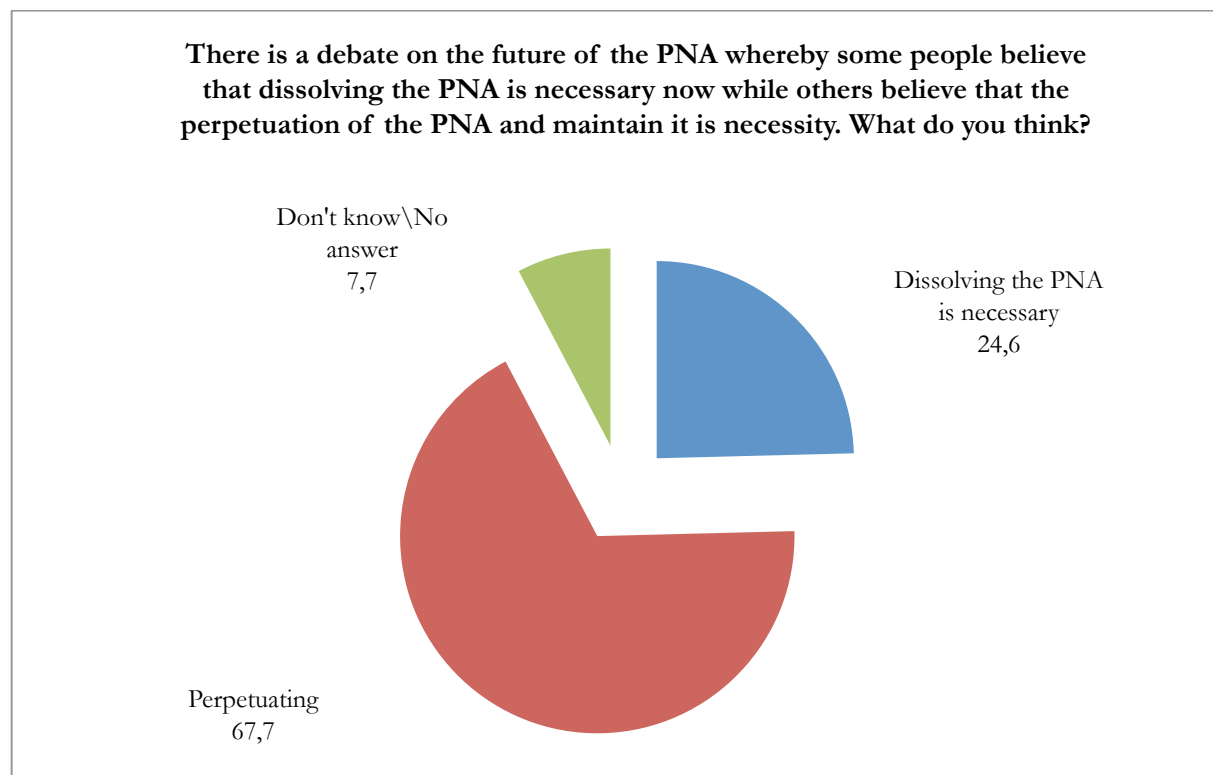
Q12. Do you support the continuation of military operations against Israeli targets as an appropriate response under current political conditions or do you oppose them and believe they harm Palestinian national interests?

	Total n= 1000	West Bank n= 635	Gaza n=365
I support them under the current political conditions	43.2	37.8	52.6
I oppose them and believe they harm Palestinian national interests	43.9	46.5	39.5
Other	4.3	3.6	5.5
Don't know \ No answer	8.6	12.1	2.4



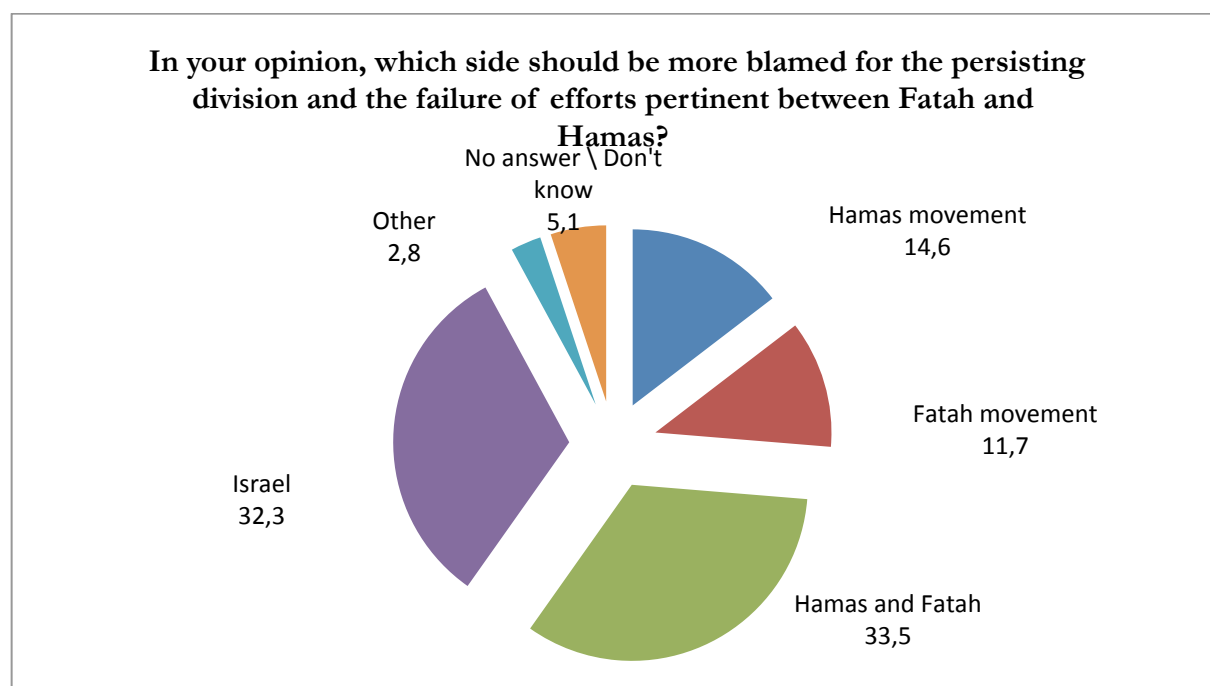
Q13. There is a debate on the future of the PNA whereby some people believe that dissolving the PNA is necessary now while others believe that the perpetuation of the PNA and maintain it is necessary. What do you think?

	Total n= 1000	West Bank n= 635	Gaza n=365
Dissolving the PNA is necessary	24.6	25.4	23.3
Perpetuating of the PNA and maintain it is necessary	67.7	66.1	70.4
Don't know \ No answer	7.7	8.5	6.3



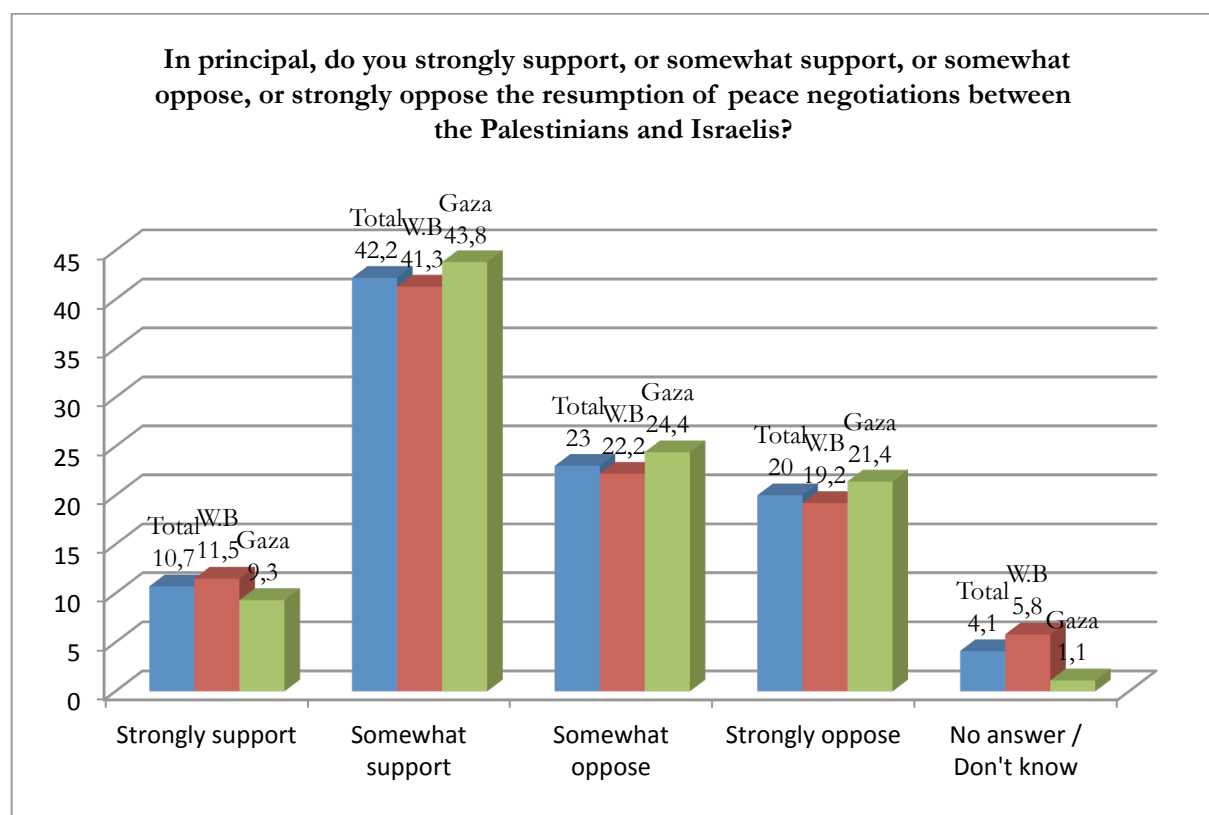
Q14. In your opinion, which side should be more blamed for the persisting division and the failure of efforts pertinent between Fatah and Hamas?

	Total	West Bank	Gaza
	n= 1000	n= 635	n=365
Hamas movement	17.9	14.6	23.6
Fatah movement	11.6	11.7	11.5
Hamas and Fatah	36.6	33.5	41.9
Israel	27.4	32.3	18.9
Other	2.5	2.8	1.9
Don't know \ No answer	4.0	5.1	2.2



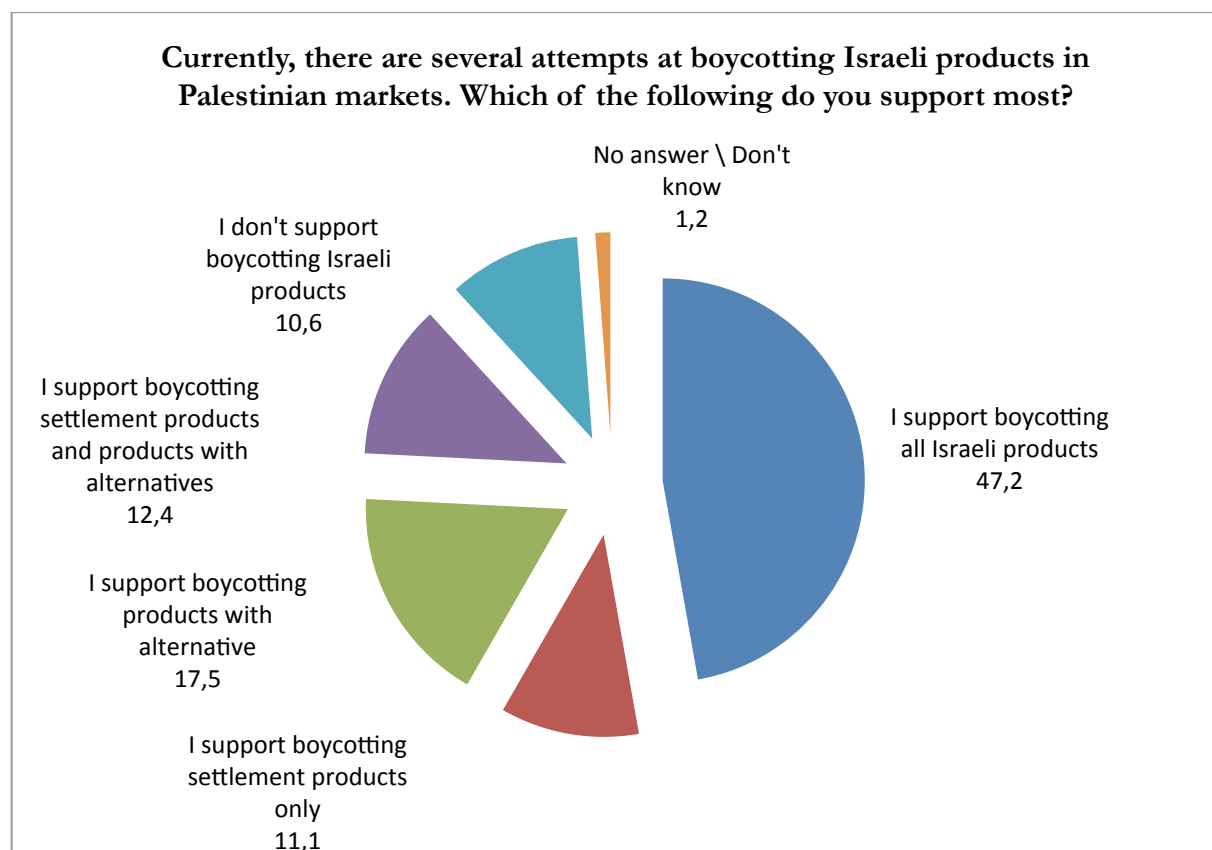
Q15. In principal, do you strongly support, or somewhat support, or somewhat oppose, or strongly oppose the resumption of peace negotiations between the Palestinians and Israelis?

	Total n= 1000	West Bank n= 635	Gaza n=365
Strongly support	10.7	11.5	9.3
Somewhat support	42.2	41.3	43.8
Somewhat oppose	23.0	22.2	24.4
Strongly oppose	20.0	19.2	21.4
Don't know \ No answer	4.1	5.8	1.1



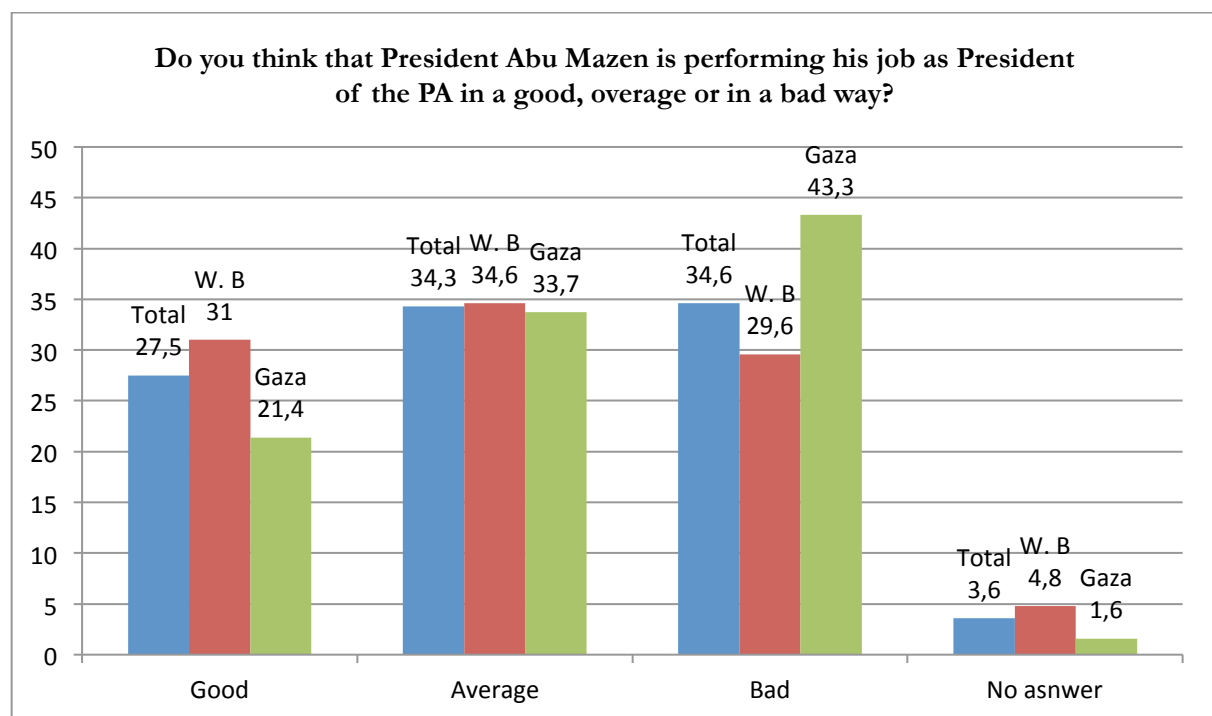
Q16. Currently, there are several attempts at boycotting Israeli products in Palestinian markets. Which of the following do you support most?

	Total	West Bank	Gaza
	n= 1000	n= 635	n=365
I support boycotting all Israeli products	47.2	48.7	44.7
I support boycotting settlement products only	11.1	12.4	8.8
I support boycotting products with alternatives	17.5	17.0	18.4
I support boycotting settlement products and products with alternatives	12.4	12.6	12.1
I don't support boycotting Israeli products	10.6	8.0	15.1
Don't know \ No answer	1.2	1.3	0.9



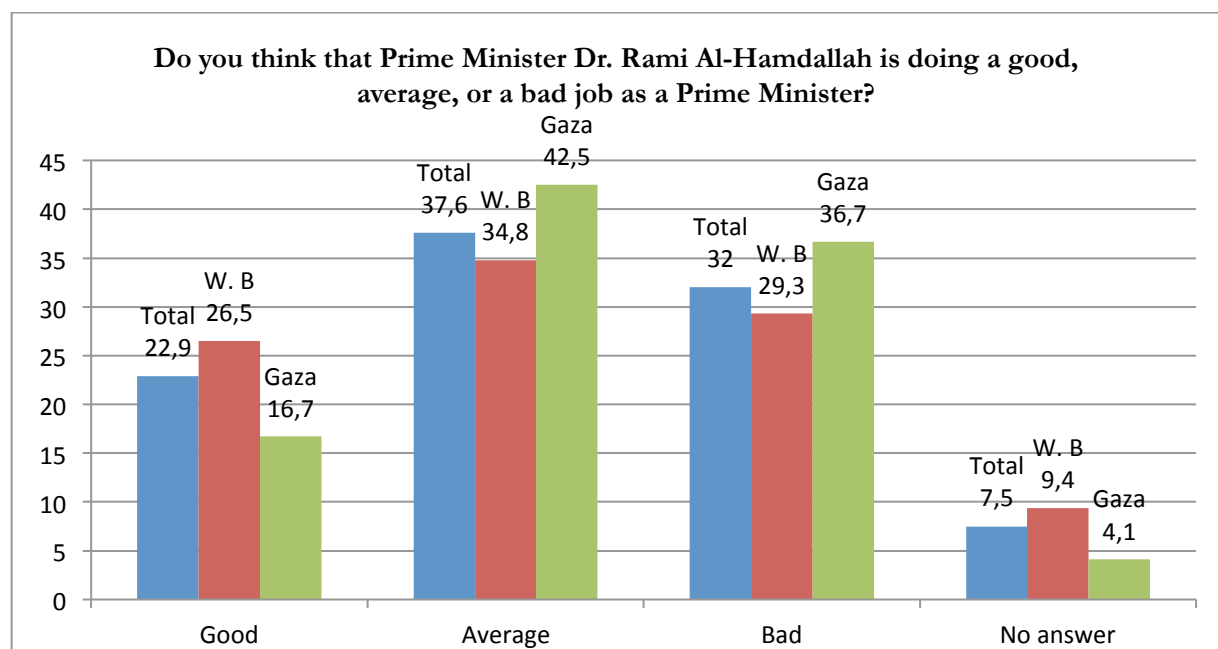
Q17. Do you think that President Abu Mazen is performing his job as President of the PA in a good, average or in a bad way?

	Total n= 1000	West Bank n= 635	Gaza n=365
Good	27.5	31.0	21.4
Average	34.3	34.6	33.7
Bad	34.6	29.6	43.3
No answer	3.6	4.8	1.6



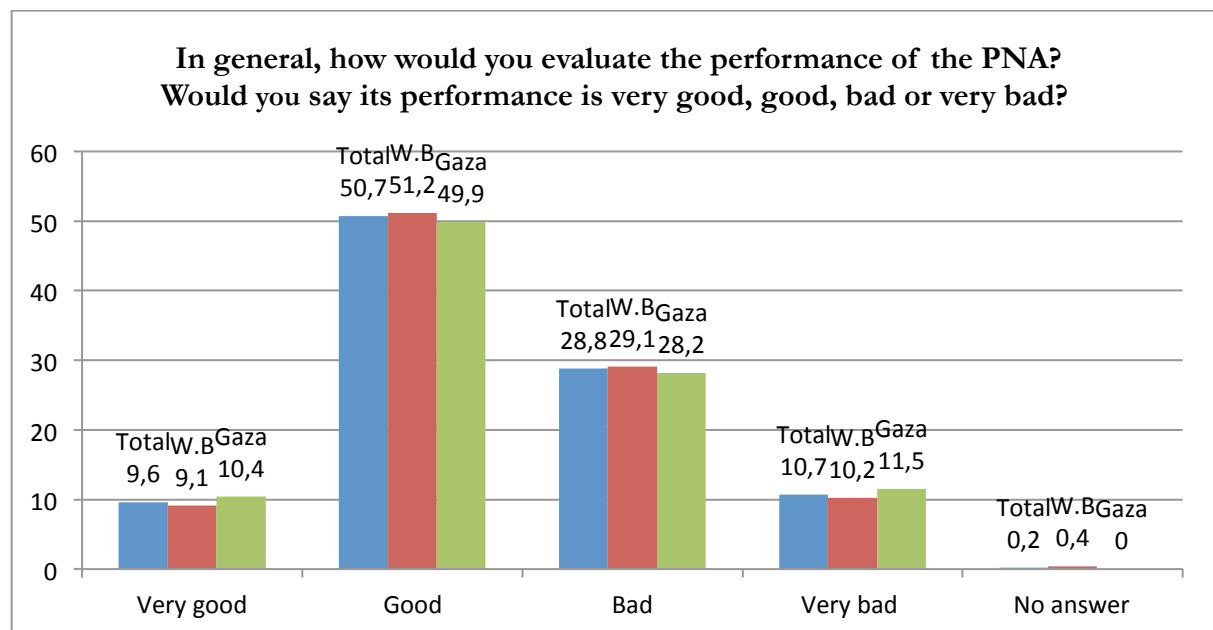
Q18. Do you think that Prime Minister Dr. Rami Al-Hamdallah is doing a good, average, or a bad job as a Prime Minister?

	Total n= 1000	West Bank n= 635	Gaza n=365
Good	22.9	26.5	16.7
Average	37.6	34.8	42.5
Bad	32.0	29.3	36.7
No answer	7.5	9.4	4.1



Q19. In general, how would you evaluate the performance of the PNA? Would you say its performance is very good, good, bad or very bad?

	Total n= 1000	West Bank n= 635	Gaza n=365
Very good	9.6	9.1	10.4
Good	50.7	51.2	49.9
Bad	28.8	29.1	28.2
Very bad	10.7	10.2	11.5
No answer	0.2	0.4	0.0

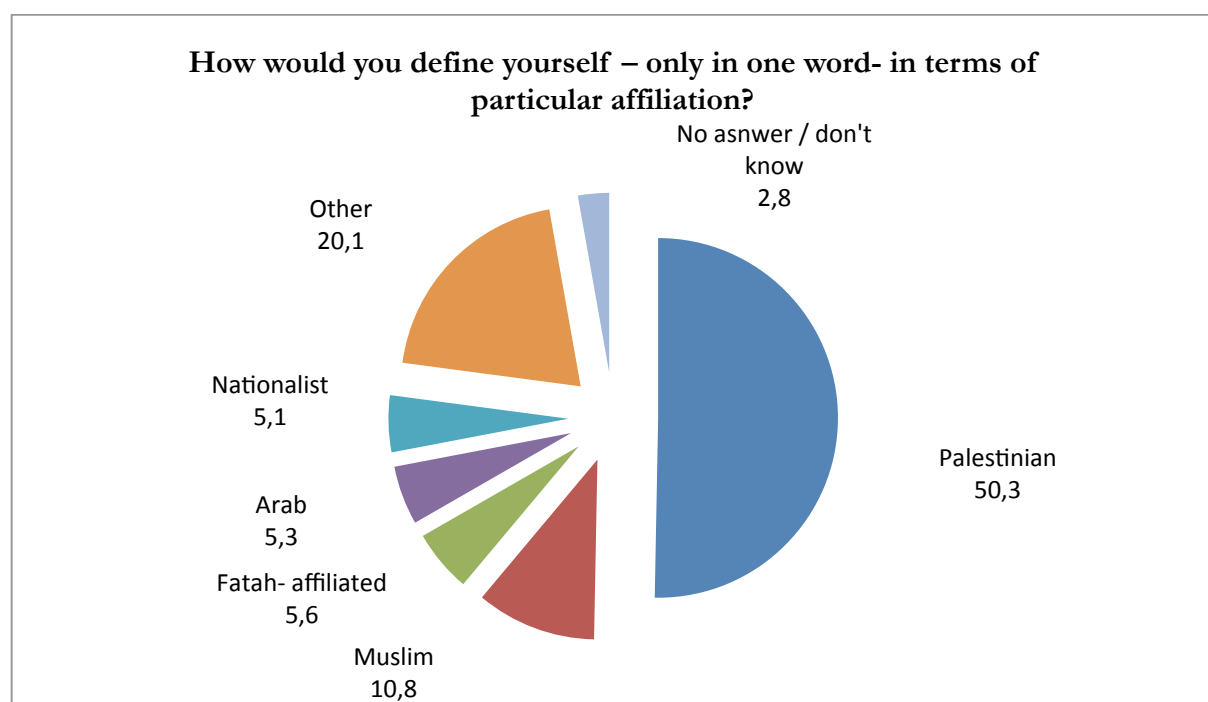




Q20. How would you define yourself – *only in one word-* in terms of particular affiliation?

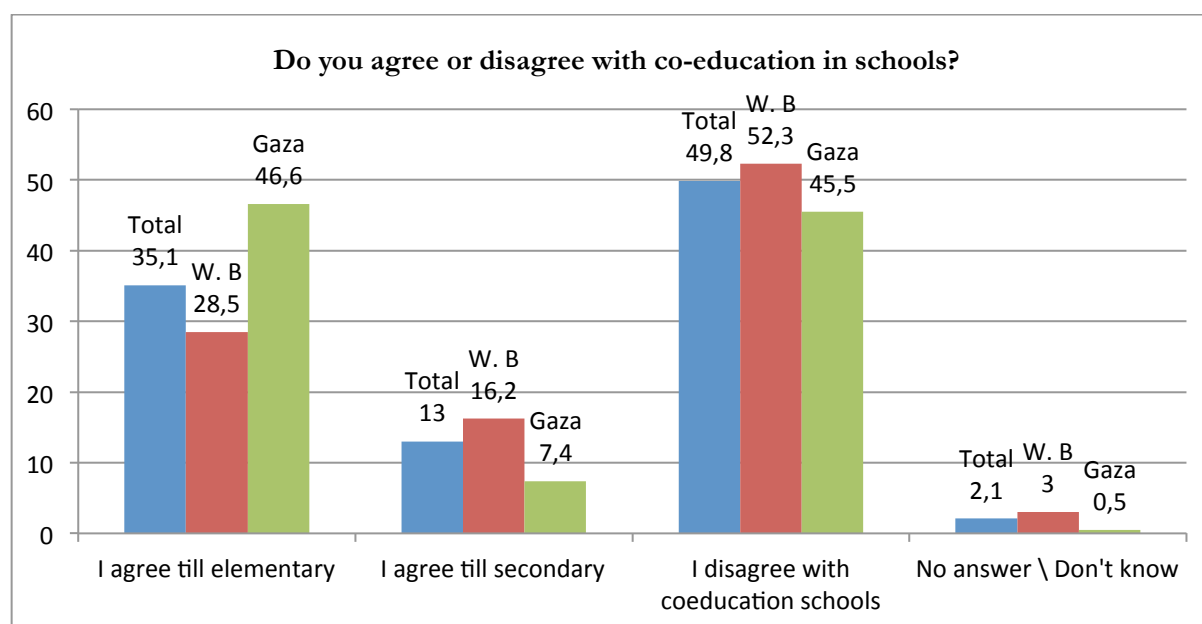
	Total	West Bank	Gaza
	n= 1000	n= 635	n=365
Palestinian	50.3	53.7	44.4
Muslim	10.8	13.1	6.8
Fatah \affiliated	5.6	4.4	7.7
Arab	5.3	8.0	0.5
Nationalist	5.1	3.1	8.5
Others	20.1	14.7	29.3
Don't know \ No answer	2.8	3.0	2.8

**\*This was an open-ended question no options were read to the interviewee**



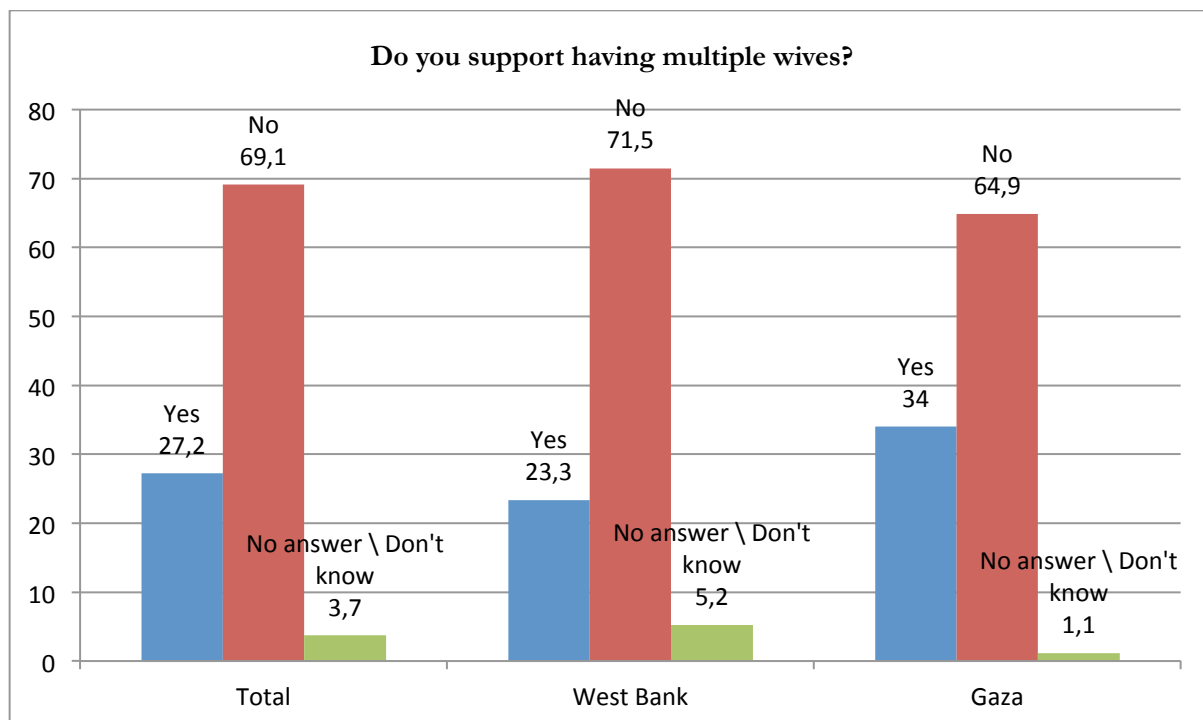
Q21. Do you agree or disagree with co-education in schools?

	Total n=1000	West Bank n= 635	Gaza n=365
I agree till elementary	35.1	28.5	46.6
I agree till secondary	13.0	16.2	7.4
I disagree with coeducation in schools	49.8	52.3	45.5
Don't know \No answer	2.1	3.0	0.5



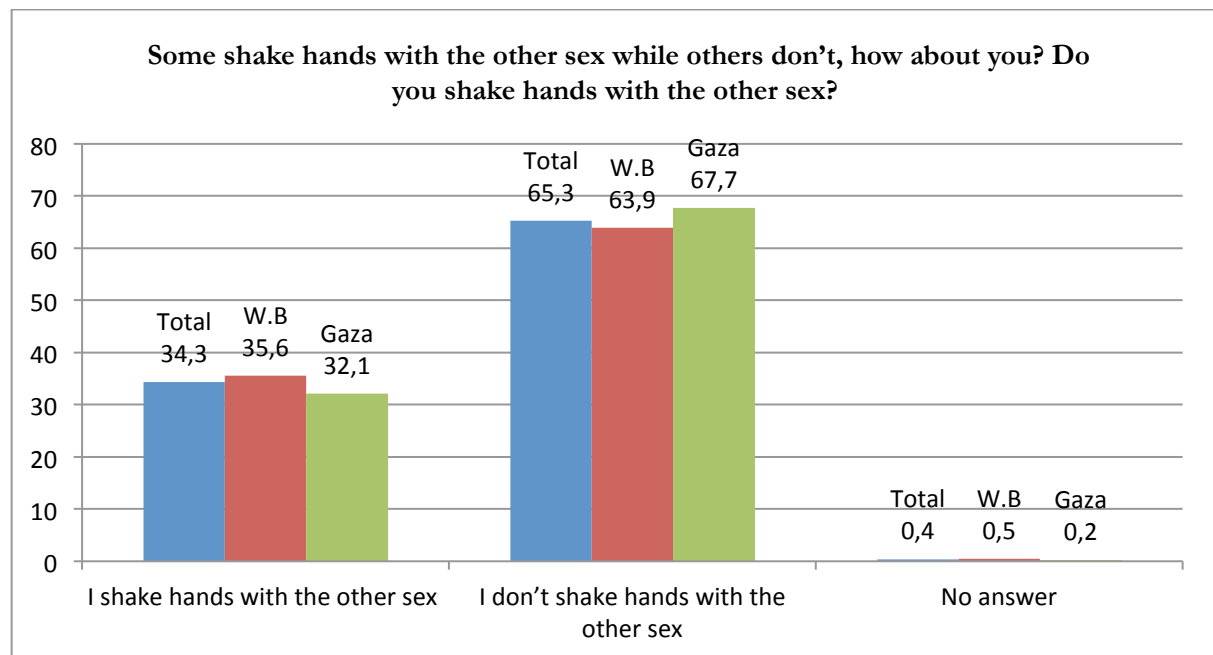
Q22. Do you support having multiple wives?

	Total	West Bank	Gaza
	n= 1000	n= 635	n=365
Yes	27.2	23.3	34.0
No	69.1	71.5	64.9
Don't know \ No answer	3.7	5.2	1.1



Q23. Some shake hands with the other sex while others don't, how about you? Do you shake hands with the other sex?

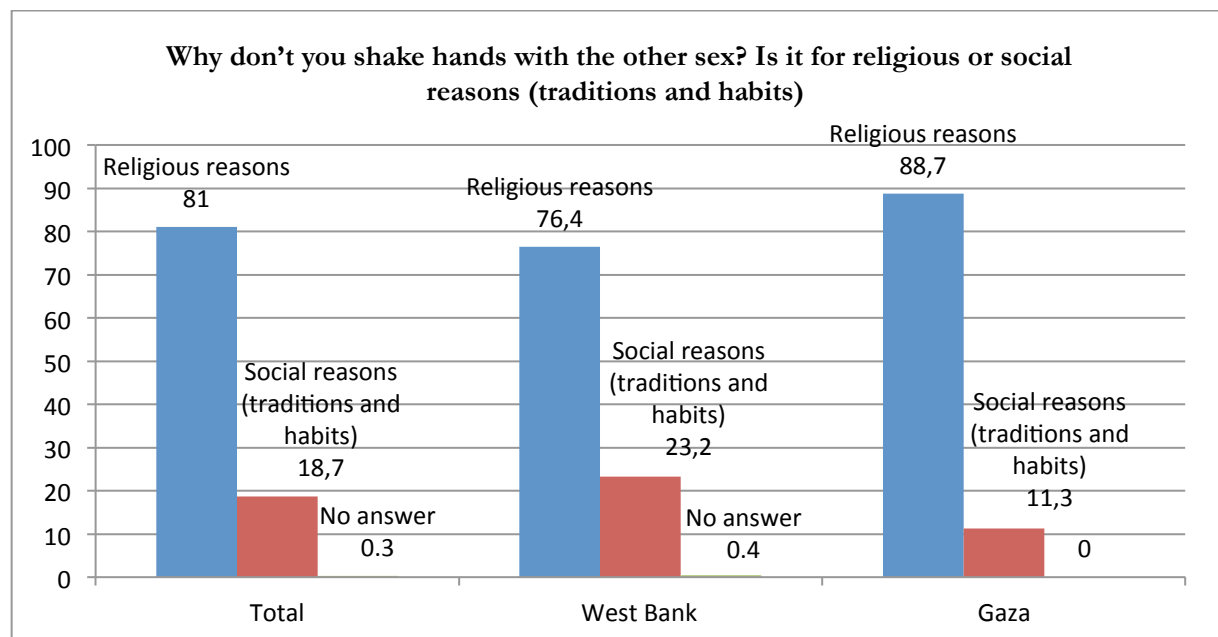
	Total	West Bank	Gaza
	n= 1000	n= 635	n=365
I shake hands with the other sex	34.3	35.6	32.1
I don't shake hands with the other sex	65.3	63.9	67.7
No answer	0.4	0.5	0.2



Q24. Why don't you shake hands with the other sex? Is it for religious or social reasons (traditions and habits)?

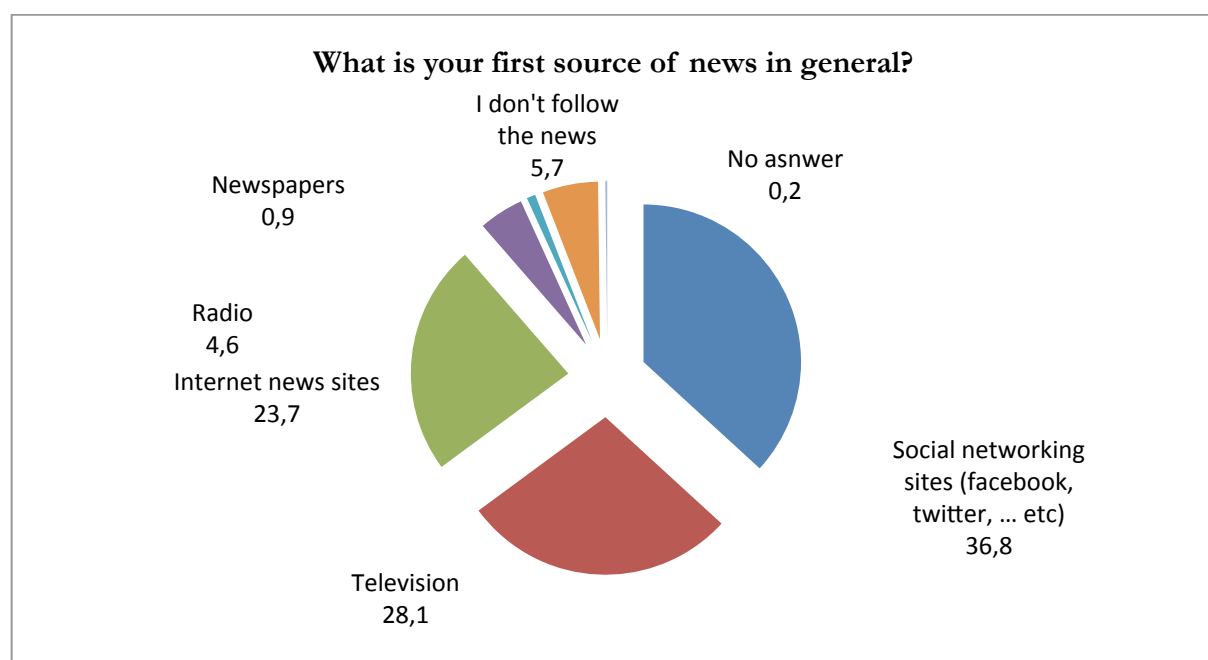
	Total	West Bank	Gaza
	<b>n= 653</b>	<b>n=406</b>	<b>n=247</b>
Religious reasons	81.0	76.4	88.7
Social reasons (traditions and habits)	18.7	23.2	11.3
No answer	0.3	0.4	0.0

**This question was asked to those answered that they don't shake hands in the question 23**



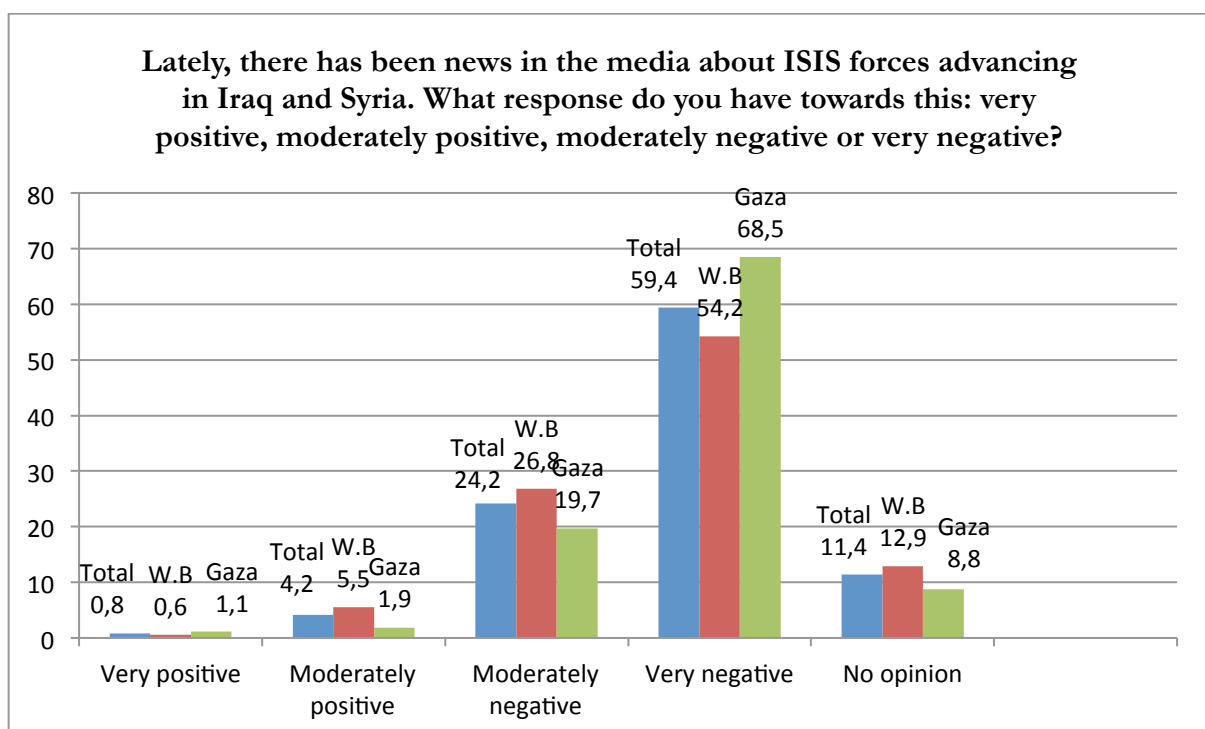
Q25. What is your **first** source of news in general?

	Total n=1000	West Bank n= 635	Gaza n=365
Social networking sites (facebook, twitter, ... etc)	36.8	43.9	24.4
Television	28.1	28.0	28.2
Internet news sites	23.7	20.0	30.1
Radio	4.6	2.5	8.2
Newspapers	0.9	1.3	0.3
I don't follow the news	5.7	3.9	8.8
No answer	0.2	0.4	0.0



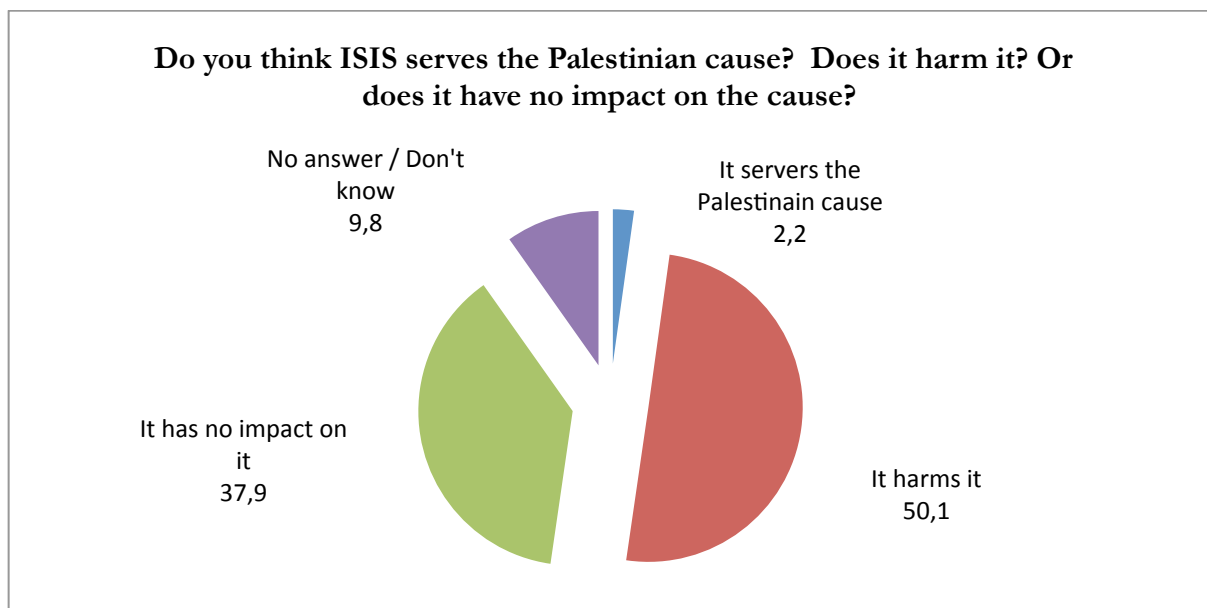
Q26. Lately, there has been news in the media about ISIS forces advancing in Iraq and Syria. What response do you have towards this: very positive, moderately positive, moderately negative or very negative?

	Total n=1000	West Bank n= 635	Gaza n=365
Very positive	0.8	0.6	1.1
Moderately positive	4.2	5.5	1.9
Moderately negative	24.2	26.8	19.7
Very negative	59.4	54.2	68.5
No opinion	11.4	12.9	8.8



Q27. Do you think ISIS serves the Palestinian cause? Does it harm it? Or does it have no impact on the cause?

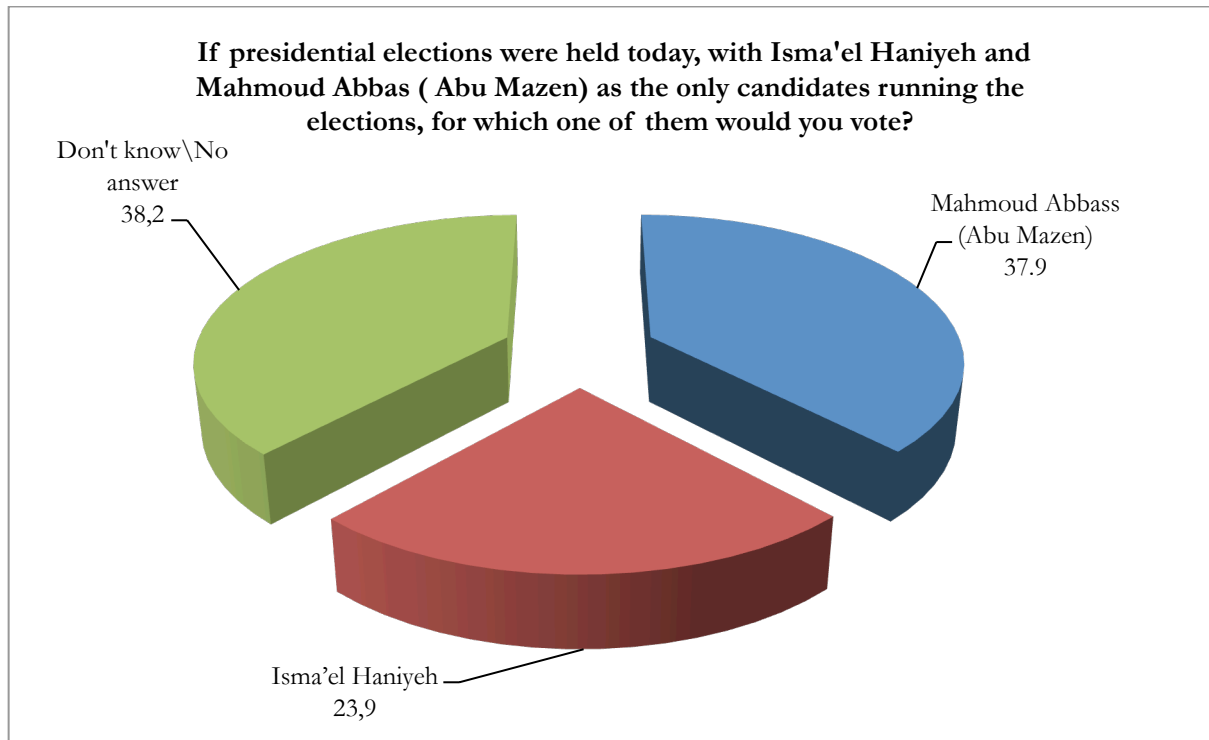
	Total n=1000	West Bank n= 635	Gaza n=365
It serves the Palestinian cause	2.2	2.5	1.6
It harms it	50.1	41.4	65.2
It has no impact on it	37.9	44.3	26.8
Don't know\No answer	9.8	11.8	6.4





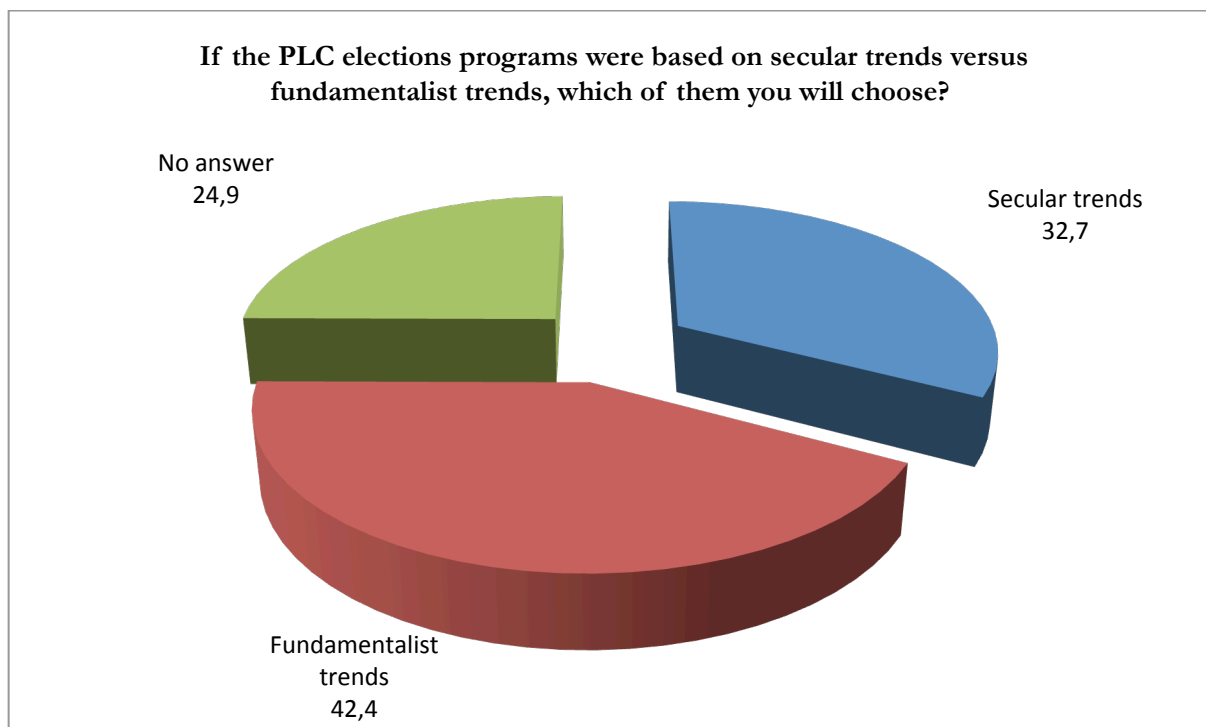
Q28. If presidential elections were held today, with Isma'el Haniyeh and Mahmoud Abbas ( Abu Mazen) as the only candidates running the elections, for which one of them would you vote?

	Total	West Bank	Gaza
	n=1000	n= 635	n=365
Mahmoud Abbas (Abu Mazen)	37.9	40.6	33.2
Isma'el Haniyeh	23.9	22.0	27.1
Don't know \ No answer	38.2	37.4	39.7



Q29. If the PLC elections programs were based on secular trends versus fundamentalist trends, which of them you will choose?

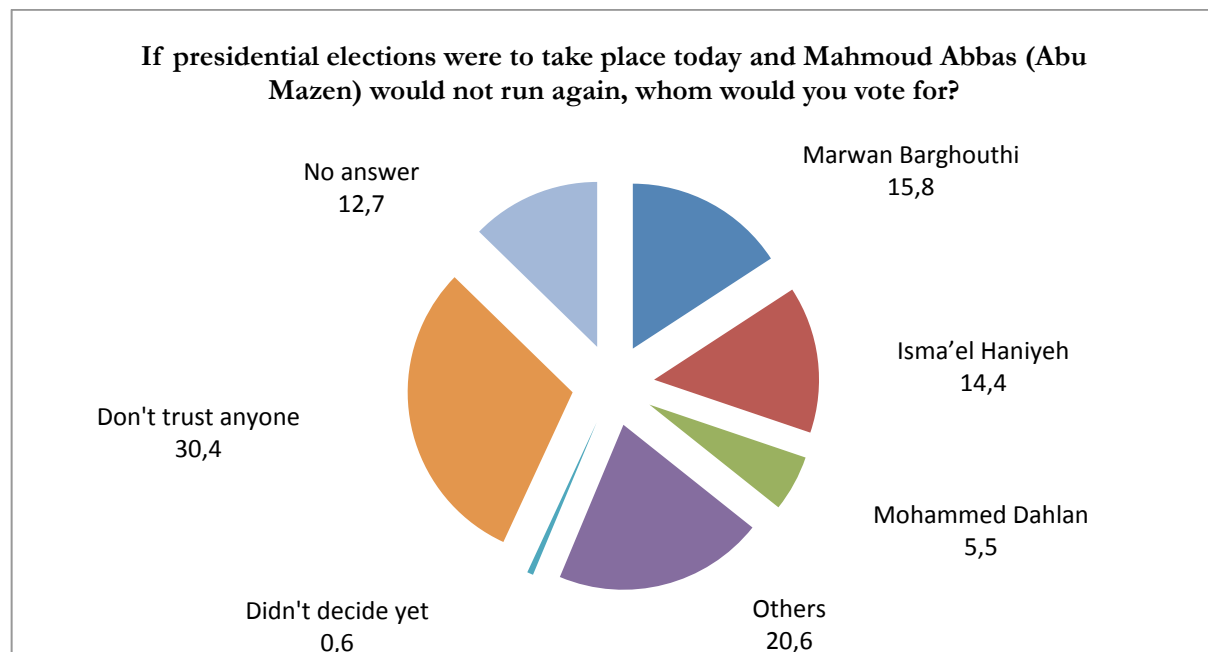
	Total	West Bank	Gaza
	<b>n=1000</b>	<b>n= 635</b>	<b>n=365</b>
Secular trends	32.7	30.6	36.4
Fundamentalist trends	42.4	39.7	47.1
No answer	24.9	29.7	16.5



Q30. If presidential elections were to take place today and Mahmoud Abbas (Abu Mazen) would not run again, whom would you vote for?

	Total n=1000	West Bank n= 635	Gaza n=365
Marwan Barghouthi	15.8	16.4	14.8
Isma'el Haniyeh	14.4	12.8	17.3
Mohammed Dahlan	5.5	1.6	12.3
Others	20.6	20.6	20.5
Didn't decide yet	0.6	0.6	0.5
Don't trust anyone	30.4	35.1	22.2
No answer	12.7	12.9	12.4

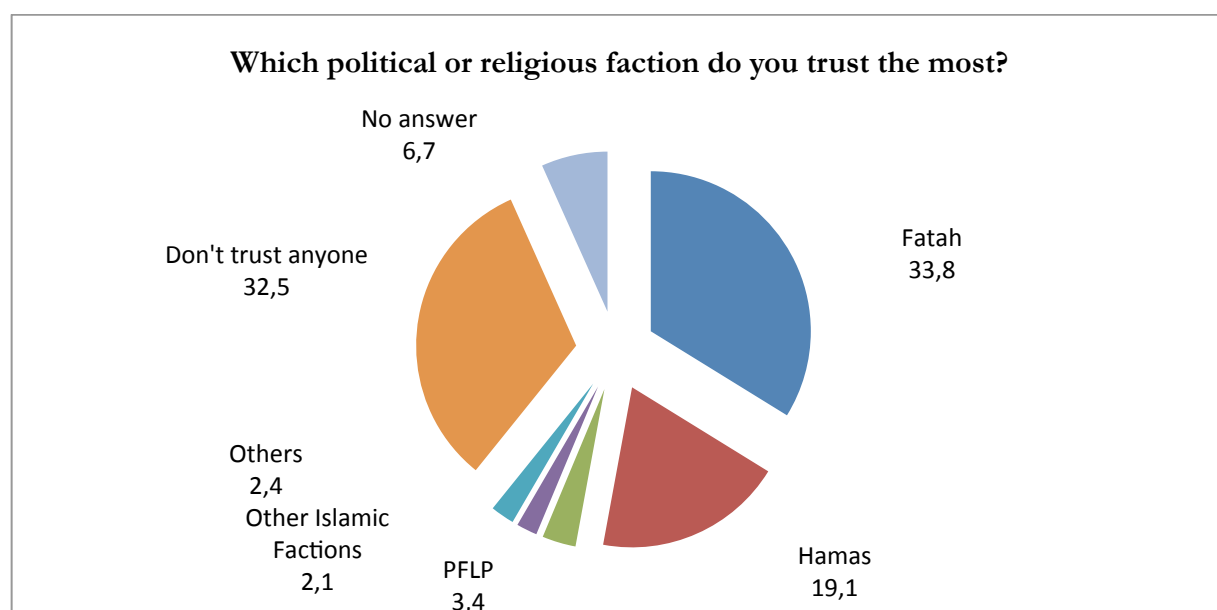
**This was an open-ended question no options were read to the interviewee**



Q31. Which political or religious faction do you trust the most?

	Total	West Bank	Gaza
	n=1000	n= 635	n=365
Fatah	33.8	35.0	31.8
Hamas	19.1	16.7	23.3
PFLP	3.4	3.3	3.6
Other Islamic Factions	2.1	1.4	3.3
Others	2.4	2.5	2.2
Don't trust anyone	32.5	32.8	32.1
No answer	6.7	8.3	3.7

This was an open-ended question no options were read to the interviewee



Q32. Which Palestinian personality do you trust the most?

	Total	West Bank	Gaza
	n=1000	n= 635	n=365
Mahmoud Abbas (Abu Mazen)	16.0	19.1	10.7
Isma'el Haniyeh	13.0	11.3	15.9
Marwan Barghouthi	8.7	7.9	10.1
Mohammed Dahlan	4.0	0.9	9.3
Khaled Meshal	3.2	2.5	4.4
Others	14.4	15.1	13.2
Don't trust anyone	32.7	33.1	32.1
No answer	8.0	10.1	4.3

This was an open-ended question no options were read to the interviewee

