

# CHECK.punkt

## EDITORIAL

Below you will find the results of the latest public opinion poll conducted by the Jerusalem Media and Communication Centre (JMCC) in the West Bank and the Gaza Strip in March 2016.

Since October 2015, political unrest has gripped the occupied Palestinian territory (oPt) and has seen scores of Palestinians take to the streets in protest and a rise in the number of alleged attacks by Palestinians against Israeli soldiers, security forces, settlers and civilians. While the death toll continues to rise, the results of the poll show that Palestinians are divided on prolonging the unrest. 55.9% of respondents support its continuation but 51% would like to see it come to an end. An interesting split is evident between the West Bank and Gaza, where a higher number of respondents in Gaza (75.8%) support the unrest compared to the West Bank (44%). As has been evident in recent Israeli punitive actions, including the demolition of houses and increased check points, residents in the West Bank certainly have much to lose from an escalation in violence. Gazans on the other hand, it would seem, have learned the hard lesson that a prerequisite for international attention and change on the ground is the outbreak of violence.

42.8% of Palestinians rate the performance of the Palestinian Authority (PA) as bad or very bad, 76.5% believe the PA is corrupt and 48.2% would like to see the authorities end security cooperation with Israel. Nevertheless, broad dissatisfaction with the PA in its current form has not led to Palestinians abandoning the PA altogether: a large majority (68.1%) feel that maintaining the PA is a necessity. Equally support for the two-state solution (69%) outweighs other one-state options (24.8%). While many onlookers, including the Israeli government, believe the PA's days are numbered, it would appear that many Palestinians have not been presen-

ted with convincing alternatives to date. But Palestinian President Mahmoud Abbas would be wise not to interpret broad acceptance of the PA as approval of his leadership. Just over half of those polled are dissatisfied with the President, up from an already worrying 45% in August 2015.

Attempts to push reconciliation between Hamas and Fatah have failed time and time again and the 2014 agreement between the two movements – which proposed new elections within six months – is already a relic of the past. Therefore, it comes as little surprise that 61.3% of Palestinians see little hope for reconciliation in 2016. Yet despite the ongoing division, Palestinians throughout oPt are opposed to steps that may jeopardise the future unity of Palestine. Respondents are unambiguous (76.8%) in their opposition to excluding Gaza and holding elections in the West Bank only. Similarly a far greater number (54.1% compared to 37.6%) prefer holding elections only after reconciliation is completed. While the international community continues to talk exclusively with the Fatah-dominated PA, there is no escaping the Palestinian consensus on the importance of bringing Fatah and Hamas together.

Finally, with France currently looking to push a new multilateral peace initiative to revive talks between Israel and Palestine, it is clear that many Palestinians (22.5%) want to see a stronger EU role in future mediation efforts. Indeed with the backing of only 4.9%, there is little demand for further US mediation. Against this backdrop, the recent EU measure to issue guidelines on the labelling of products from illegal Israeli settlements was received positively by 46% of those polled. However, only time will tell if the EU can meet the expectations of Palestinians and breathe life into what is a now frozen peace process.



Jerusalem Office

Tel.: +972-2-532 83 98

Fax: +972-2-581 96 65

Email: [info@fespal.org](mailto:info@fespal.org)

Web: [www.fespal.org](http://www.fespal.org)



PO Box: 25047 – Jerusalem  
2976557 Fax: 02-2976555 Tel. 02-

Email: [poll@jmcc.org](mailto:poll@jmcc.org)

Website: [www.jmcc.org](http://www.jmcc.org)

---

## Poll No. 85 - March 2016

---

### **Support for the 'Intifada' and the two-state solution Division over security coordination**

**Popularity of Marwan Barghouthi grows while trust in PA and Palestinian figures retreats  
Negativity towards ISIS and trust in the European Union**

The latest public opinion poll conducted by the Jerusalem Media and Communication Centre showed that a majority of (55.9%) of Palestinians support the continuation of the current uprising in contrast with 41% who oppose it. It is noteworthy that the majority of those in favor were from the Gaza Strip (75.8%) while the majority of those opposed were from the West Bank (51.6%). Furthermore, the majority of respondents (56.2%) supported the continuation of the current knife attacks; 41.1% opposed such a continuation. An increase in support for these knife attacks was also apparent in Gaza, where the majority of those polled, or 79.5%, said they supported them in contrast to the West Bank, where the majority, or 53.9%, were opposed to them.

#### **The two-state solution**

The two-state solution is still the most acceptable solution among respondents, with a majority (69%) opposing any change in the official Palestinian Authority (PA) policy of demanding an independent state in the West Bank and Gaza Strip. Only 24.8% supported a change in policy demanding equal rights for Arabs and Jews in one state, i.e., in all of historical Palestine from the river to the sea.

#### **Security coordination: split opinions**

Regarding security coordination between the PLO and Israel, there was a slight split among Palestinians: 48.2% said they favored ending it while 43.4% supported its continuation. However, the majority, 52.7%, said they would support the continuation of security

coordination if halting it meant a suspension of civil coordination (permits medical referrals, etc.) in contrast with 38.6% who opposed this.

### **PA Setback**

The poll showed a setback in the level of satisfaction over President Mahmoud Abbas' (Abu Mazen) performance as president of the PA. 52.4% of respondents were satisfied last August compared to 45.3% in March 2016. Likewise there was a decrease in the percentage of those who believed Dr. Rami al-Hamdallah was doing a good job as Prime Minister (22.2%), down from 25.5% last March.

The poll also showed a setback in the public's evaluation of the performance of some PA agencies. The percentage of those who said the performance of the education system was bad rose from 12.9% in October 2010 to 29.3%. Similarly, those who considered the performance of Palestinian Television to be bad rose from 17.3% in October 2010 to 29.5%.

### **Barghouthi moves up**

The poll showed a rise in the popularity of Marwan Barghouthi, with the percentage of those saying they would vote for him if elections were held (and President Mahmoud Abbas did not stand) rose from 10.5% last August to 15.3%. Meanwhile President Abbas maintained his first place position in terms of the public's trust (14.4%), followed by Isma'el Haniyeh (10.8%) and Marwan Barghouthi with 9.9%, a steady increase from 5.4% last March. Furthermore, the poll showed a retreat in the level of trust in Hamas, down from 22% in March 2015 to 16.5%. In contrast, trust in Fatah remains somewhat stable, 35.5% compared to 34% last March.

### **Reconciliation followed by elections**

The poll showed a rise in the percentage (54.1%) of those who prefer holding elections on condition that reconciliation is first completed, in contrast with 37.6% who prefer that elections are held even if reconciliation is not completed. This is in light of a rise in the level of pessimism towards reconciliation, whereby only 27.8% of those polled expected reconciliation to be reached by the end of the year. 61.3% expected the opposite.

### **ISIS: Negative views**

The poll showed continued negative views towards ISIS, both in the West Bank and Gaza. The majority of those polled, 82.1% had a negative attitude to what ISIS forces are doing compared to 6.1% who expressed an opposite opinion. Similarly, the majority of those polled, (52.1%), believed ISIS harms the Palestinian cause while just 2.8% claimed ISIS serves it.

### **Political credibility: the EU**

Political credibility in the EU is apparently higher than any other international party. A large percentage, 22.5%, preferred EU mediation should Palestinian-Israeli negotiations resume, followed by Egypt (19.2%), the Quartet Committee (16.3%) and the UN (17.9%). Only 4.9% preferred the United States as a mediator.

## **Methodology:**

A random sample of **1200** people over the age of 18 was interviewed face-to-face throughout the West Bank and Gaza Strip between **1<sup>st</sup> and 5<sup>th</sup> March 2016**. The interviews were conducted in randomly selected homes, and the subjects inside each home were also selected randomly according to Kish tables. The interviews were conducted in 130 sampling points chosen randomly according to population.

In the West Bank **750** people were surveyed from the following areas:

**Hebron:** Hebron, Sa'ir, Adu-dhahiriya, Beit 'Awwa, Idhna, Dura, Tarqumiya, Taffuh, Beit Ummar, Beit Kahil, Yatta, Khursa, Ar-Rihiya, Al-Fawwar refugee camp. **Jenin:** Jenin, Qabatiya, Birqin, Arraba, Faqu'a, Misliya, Az-Zawiya, Jenin refugee camp. **Tubas:** Tubas, Tayasir. **Ramallah & al-Bireh:** Ramallah, Ni'lin, Silwad, Beitunya, Abud, Kafr 'Ein, Beitin, Surda, Jalazun refugee camp. **Jericho:** Jericho, Al Jiftlik. **Jerusalem :** Al-Ram and al Dahiye, Hizma, Abu Dis, Jaba', Beit Hanina, Shu'fat, Old City, Silwan, Ras al-Amoud, Qalandia refugee camp. **Bethlehem:** Beit Fajjar, Ad-Doha, Al-'Ubeidiya, Bethlehem, Al-Walajeh, Dheisheh refugee camp. **Nablus:** Asira al-Shamaliyeh, Nablus, Aqraba, Talfit, Sarra, Nisf Jubeil, Ein Beit il Ma' refugee camp. **Salfit:** Bidyya, Kifl Haris. **Tulkarem:** Deir al Ghusun, Bal'a, Tulkarem, Kafr Sur, Seida. **Qalqilya:** Qalqilya, Azzun , Jinsafut.

In the Gaza Strip : **450** people were surveyed from the following ares:

**Gaza:** al-Rimal a-Shamali, a-Rimal a-Janoubi, a-Zeitoun, a-Shuja'ia, a-Tufah, a-Daraj, a-Naser, a-Sheikh Radwan, Tal al-Hawa, al-Mughraga, Shati Refugee Camp . **Khan Younis:** Khan Younis, Absan al-Kabira, Abasan al-Saghira, Bani Suheila, al-Qarara, Khuza', Khan Younis Refugee Camp. **Rafah:** Rafah, Shouket a-Soufi, Rafah Refugee Camp. **Gaza North:** Jabalia, Beit Lahia, Beit Hanoun, Jabalia Refugee Camp. **Deir al-Balah:** Deir al-Balah, Burij, - Zawaydeh, Nussirat, al-Maghazi Refugee Camp, Bureij Refugee Camp, Deir al-Balah Refugee Camp.

The margin of error is  $\pm 3$  percent, with a confidence level of 95%.

### **Sample Distribution**

52.5 % of the respondents were from the West Bank 10.0% from Jerusalem, 37.5 % from the Gaza Strip.

16.7% said they live in villages, 8.8 % in refugee camps, and 74.5 % in towns/cities.

49.3 % were male, 50.7 % were female.

68.7% were married, 24.8 %, single, 4.7 % widowed 1.8% divorced, 0.0 % no answer.

The average age of the respondents was 38 years.

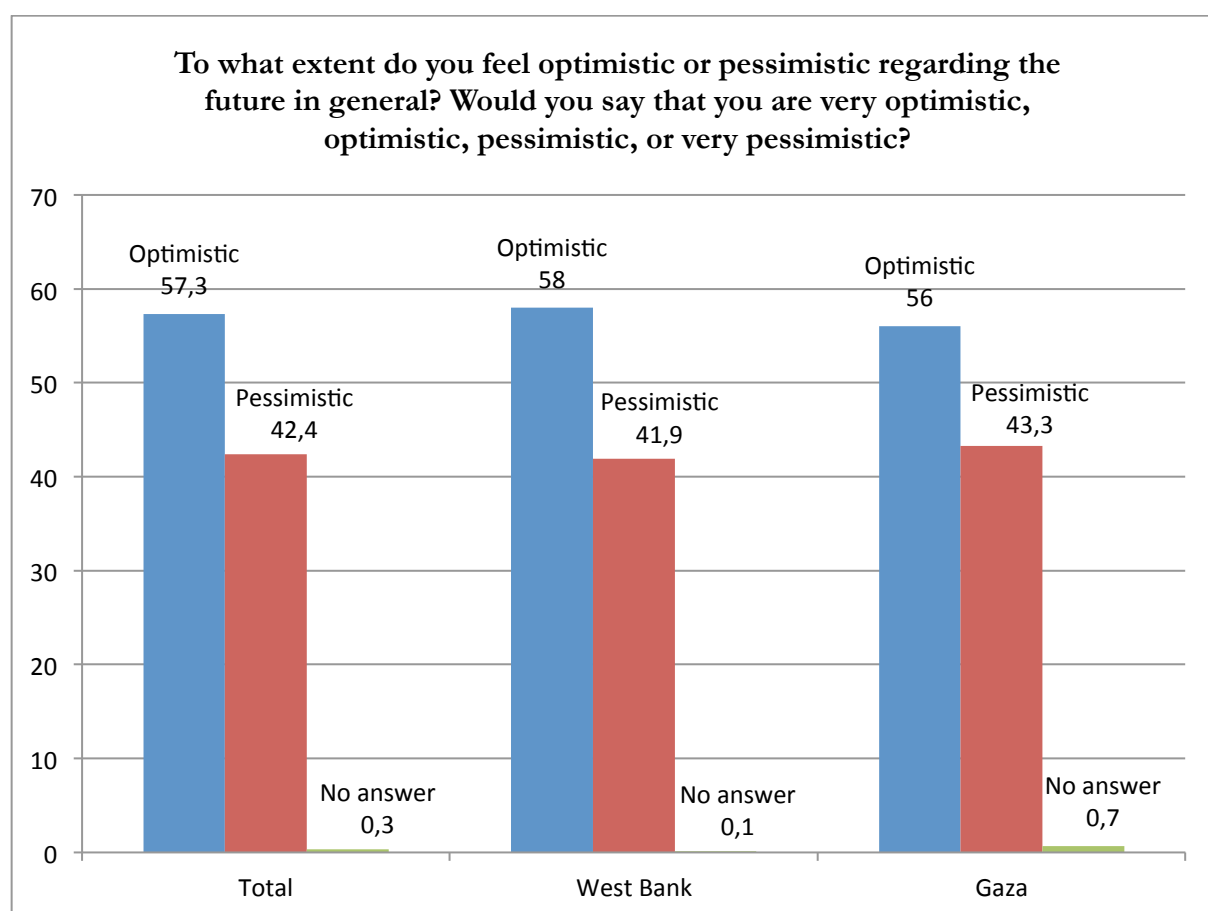
### **Occupation of Respondents**

- Students 12.3%
- Laborers 9.8 %
- Housewives 36.0 %
- Farmers/fishermen 2.0%
- Craftsmen 1.0%
- Businessmen/private business 8.0 %
- Public Sector Employees 11.3 %
- Private Sector Employees 7.0 %
- Professionals (e.g. doctors/lawyers/ pharmacists/engineers) 1.5 %
- Unemployed 8.8 %
- Retired 2.3%,
- No answer 0.0%.

Results:

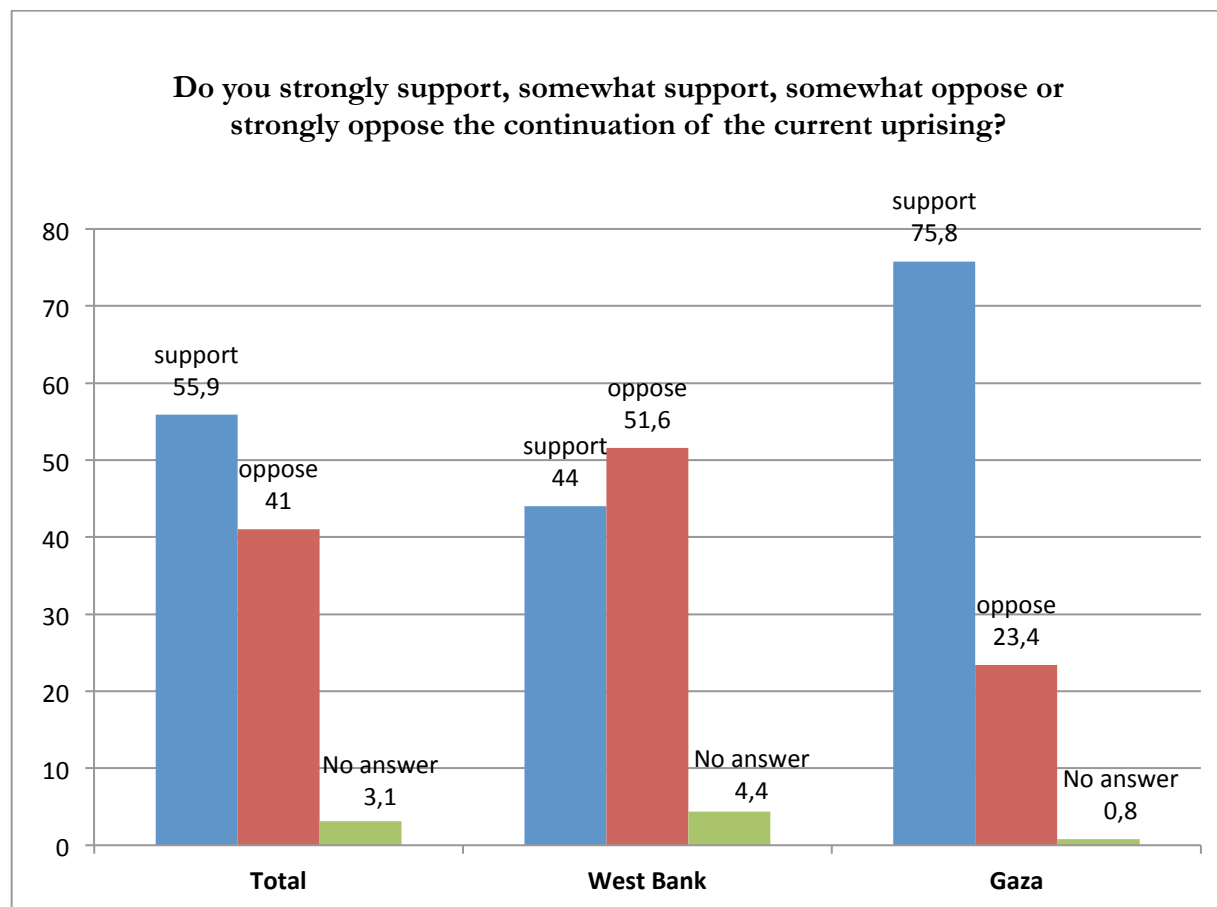
Q1. To what extent do you feel optimistic or pessimistic regarding the future in general?  
 Would you say that you are very optimistic, optimistic, pessimistic, or very pessimistic?

	Total	West Bank	Gaza
	n= 1200	n= 750	n=450
Very optimistic	6.5	6.5	6.4
Optimistic	50.8	51.5	49.6
Pessimistic	25.6	23.9	28.4
Very pessimistic	16.8	18.0	14.9
No answer	0.3	0.1	0.7



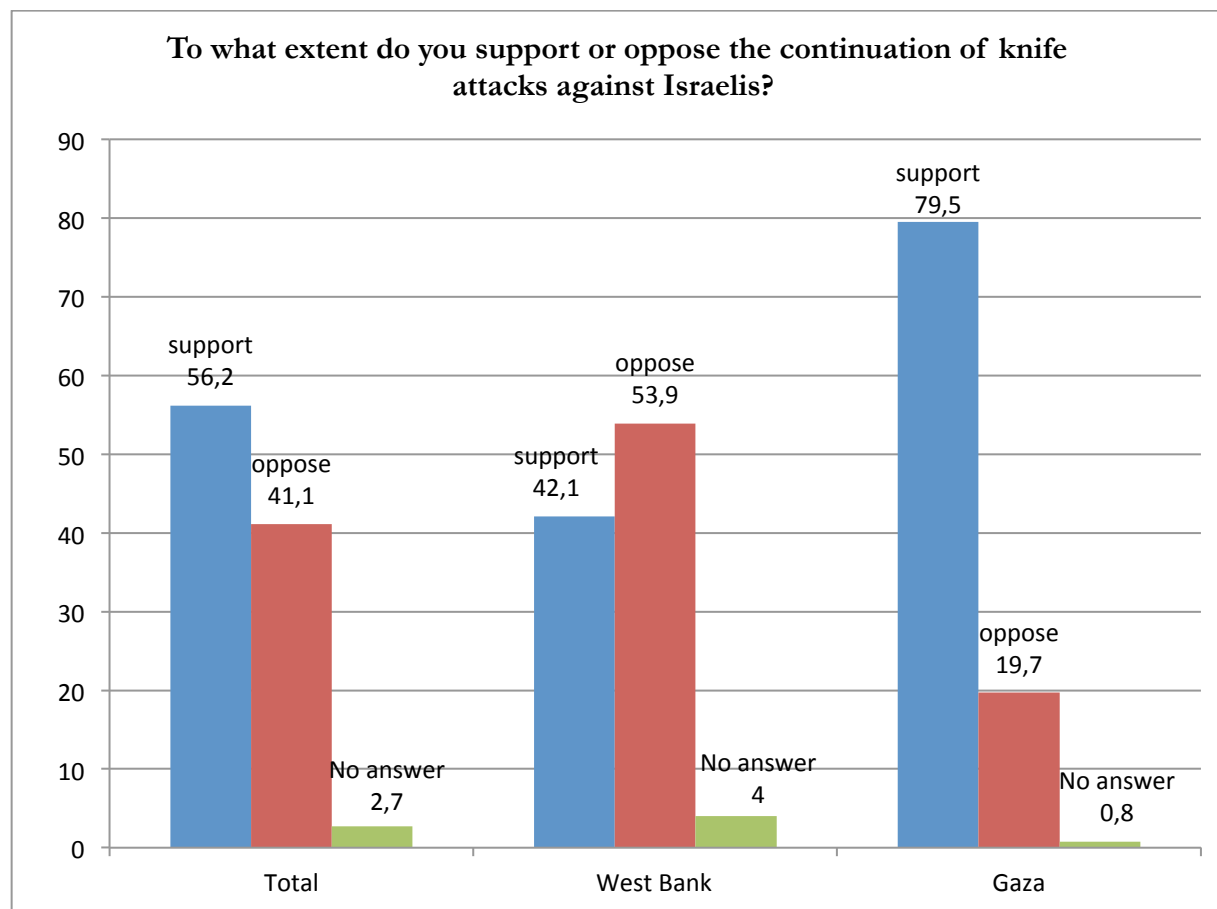
Q2. Do you strongly support, somewhat support, somewhat oppose or strongly oppose the continuation of the current uprising?

	Total	West Bank	Gaza
	n= 1200	n= 750	n=450
Strongly support	22.0	16.5	31.1
Somewhat support	33.9	27.5	44.7
Somewhat oppose	22.4	26.4	15.8
Strongly oppose	18.6	25.2	7.6
No answer	3.1	4.4	0.8



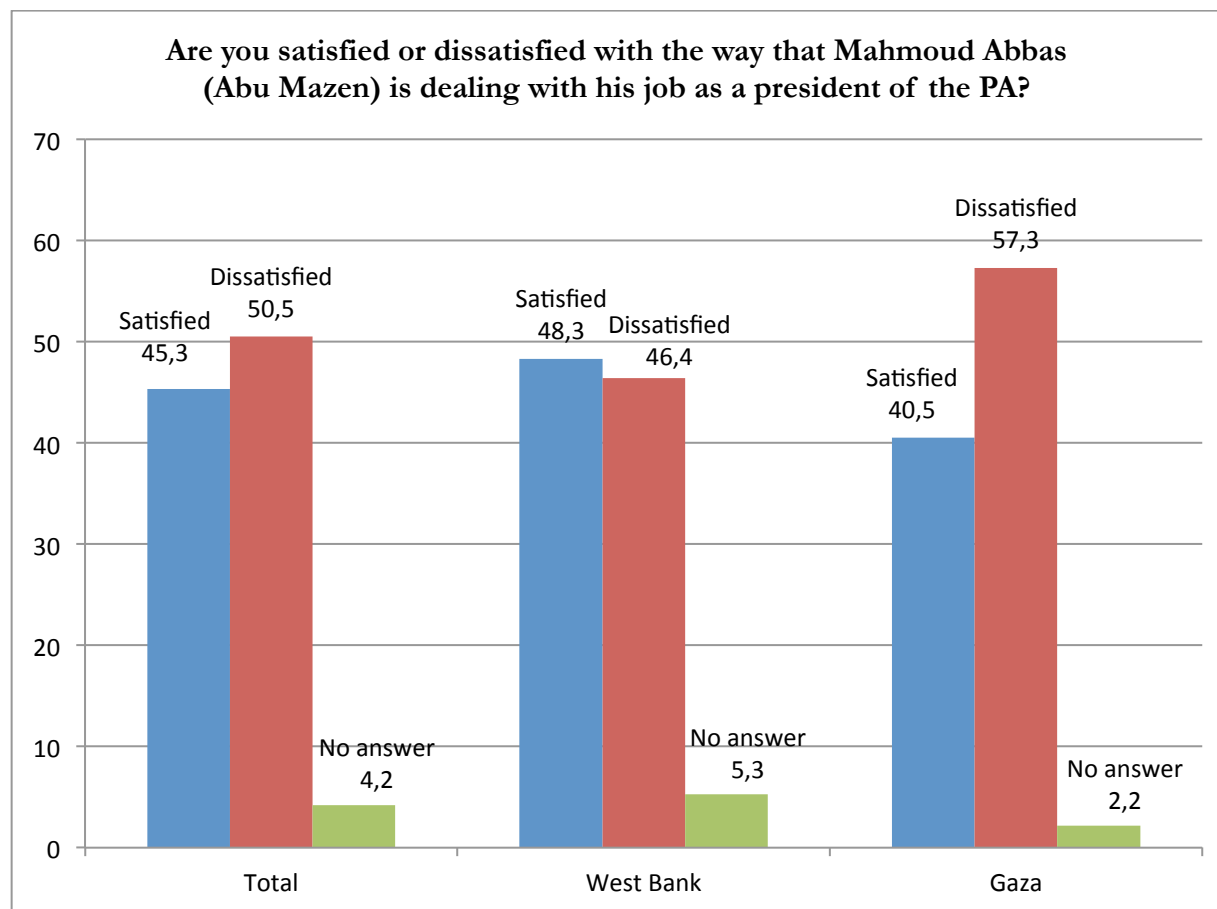
Q3. To what extent do you support or oppose the continuation of knife attacks against Israelis?

	Total	West Bank	Gaza
	n= 1200	n= 750	n=450
Strongly support	25.3	18.1	37.1
Somewhat support	30.9	24.0	42.4
Somewhat oppose	21.4	25.1	15.3
Strongly oppose	19.7	28.8	4.4
No answer	2.7	4.0	0.8



Q4. Are you satisfied or dissatisfied with the way that Mahmoud Abbas (Abu Mazen) is dealing with his job as a president of the PA?

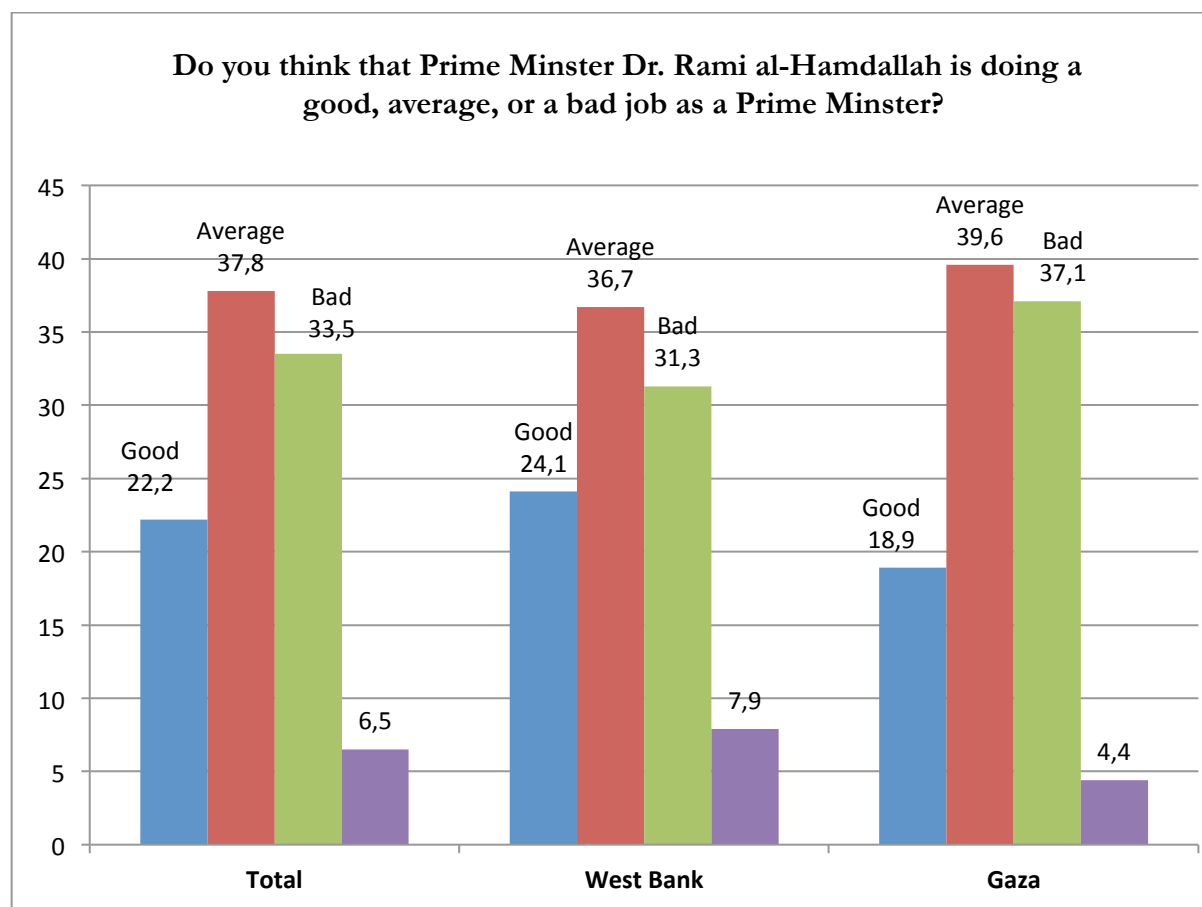
	Total	West Bank	Gaza
	n= 1200	n= 750	n=450
Very satisfied	16.5	17.1	15.6
Satisfied to some extent	28.8	31.2	24.9
Dissatisfied to some extent	16.0	14.7	18.2
Very dissatisfied	34.5	31.7	39.1
No answer	4.2	5.3	2.2





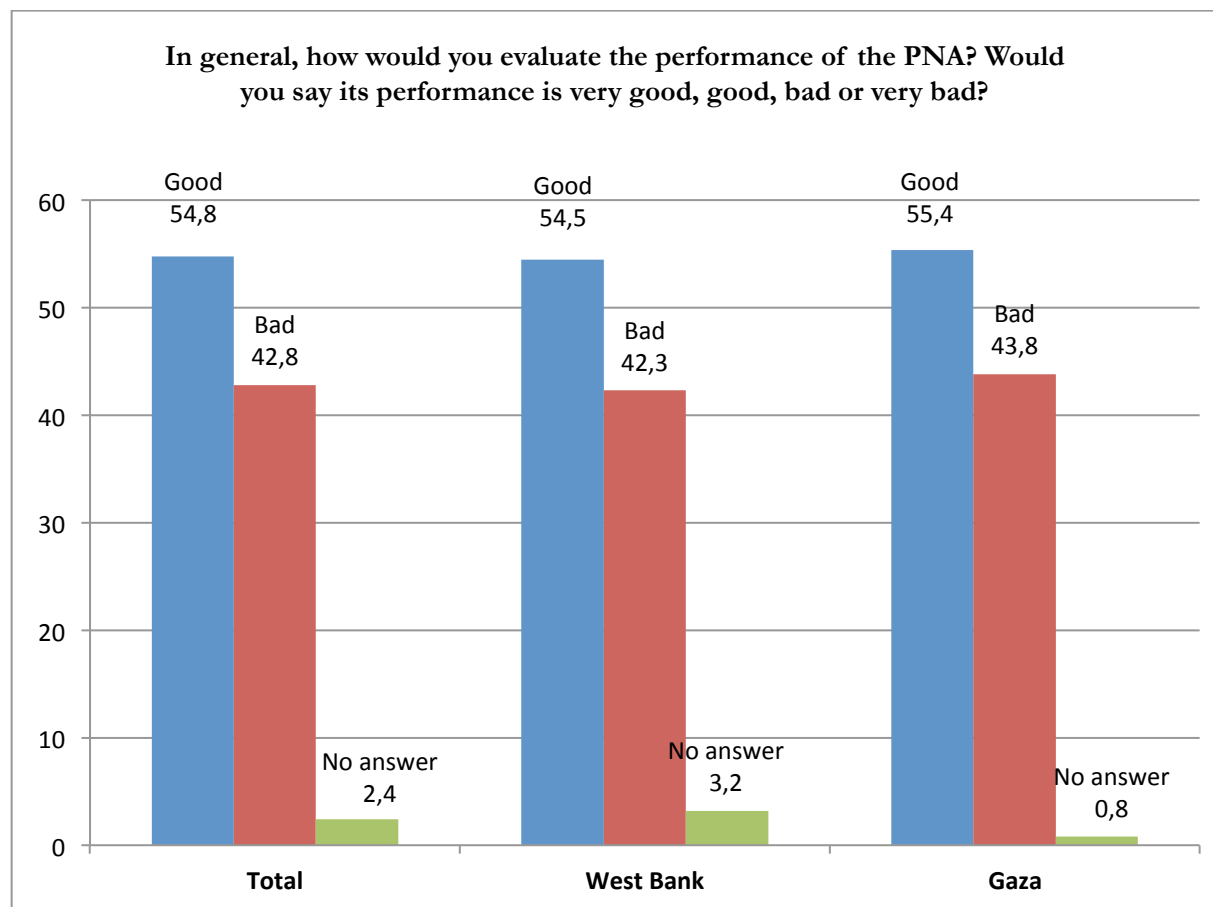
Q5. Do you think that Prime Minister Dr. Rami al-Hamdallah is doing a good, average, or a bad job as a Prime Minister?

	Total	West Bank	Gaza
	n= 1200	n= 750	n=450
Good	22.2	24.1	18.9
Average	37.8	36.7	39.6
Bad	33.5	31.3	37.1
No answer	6.5	7.9	4.4



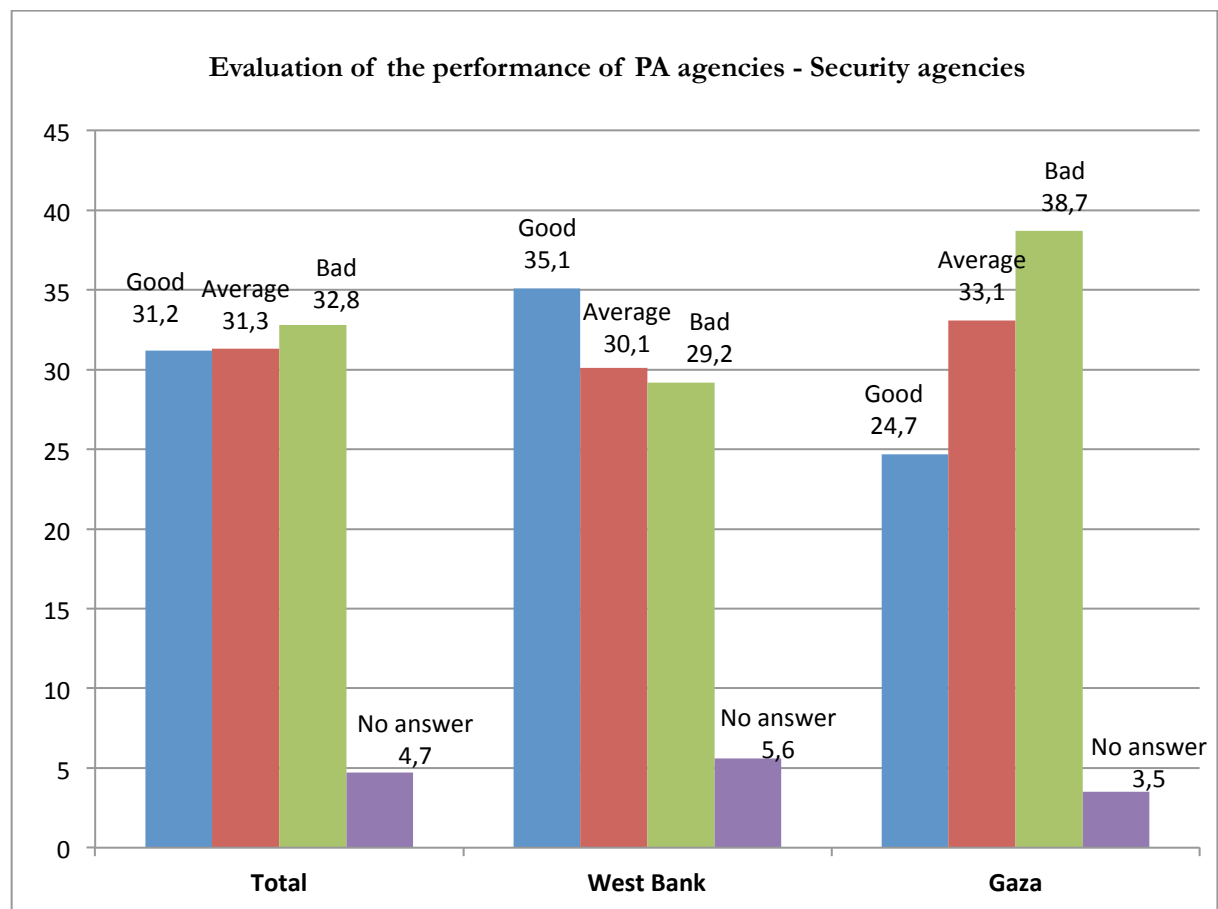
Q6. In general, how would you evaluate the performance of the PNA? Would you say its performance is very good, good, bad or very bad?

	Total	West Bank	Gaza
	n= 1200	n= 750	n=450
Very good	7.3	6.0	9.6
Good	47.5	48.5	45.8
Bad	24.9	24.4	25.8
Very bad	17.9	17.9	18.0
No answer	2.4	3.2	0.8

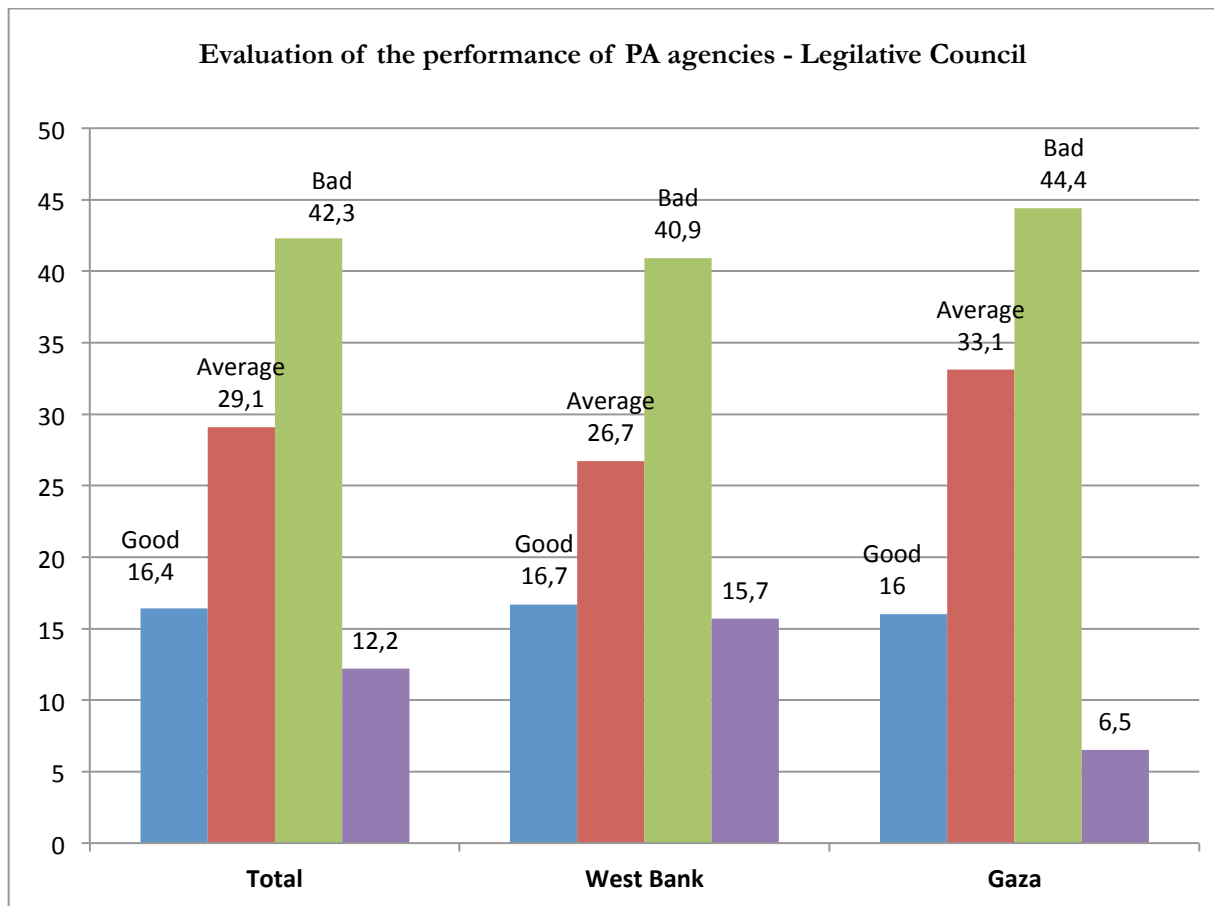


Q7. How do you evaluate the performance of the following Palestinian Authority agencies?  
Do you see them good – average - or bad?

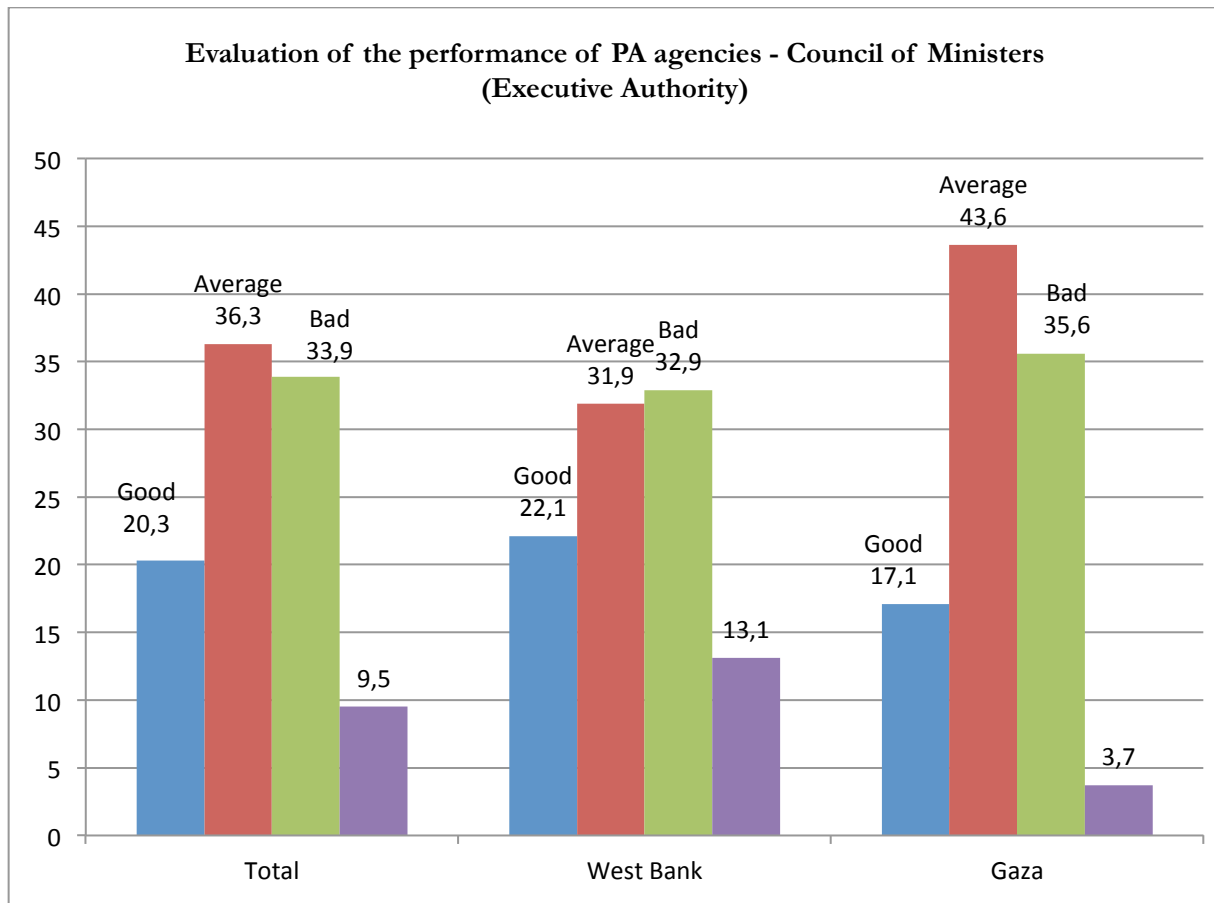
	Total	West Bank	Gaza
1- Security agencies	n= 1200	n= 750	n=450
Good	31.2	35.1	24.7
Average	31.3	30.1	33.1
Bad	32.8	29.2	38.7
No answer	4.7	5.6	3.5



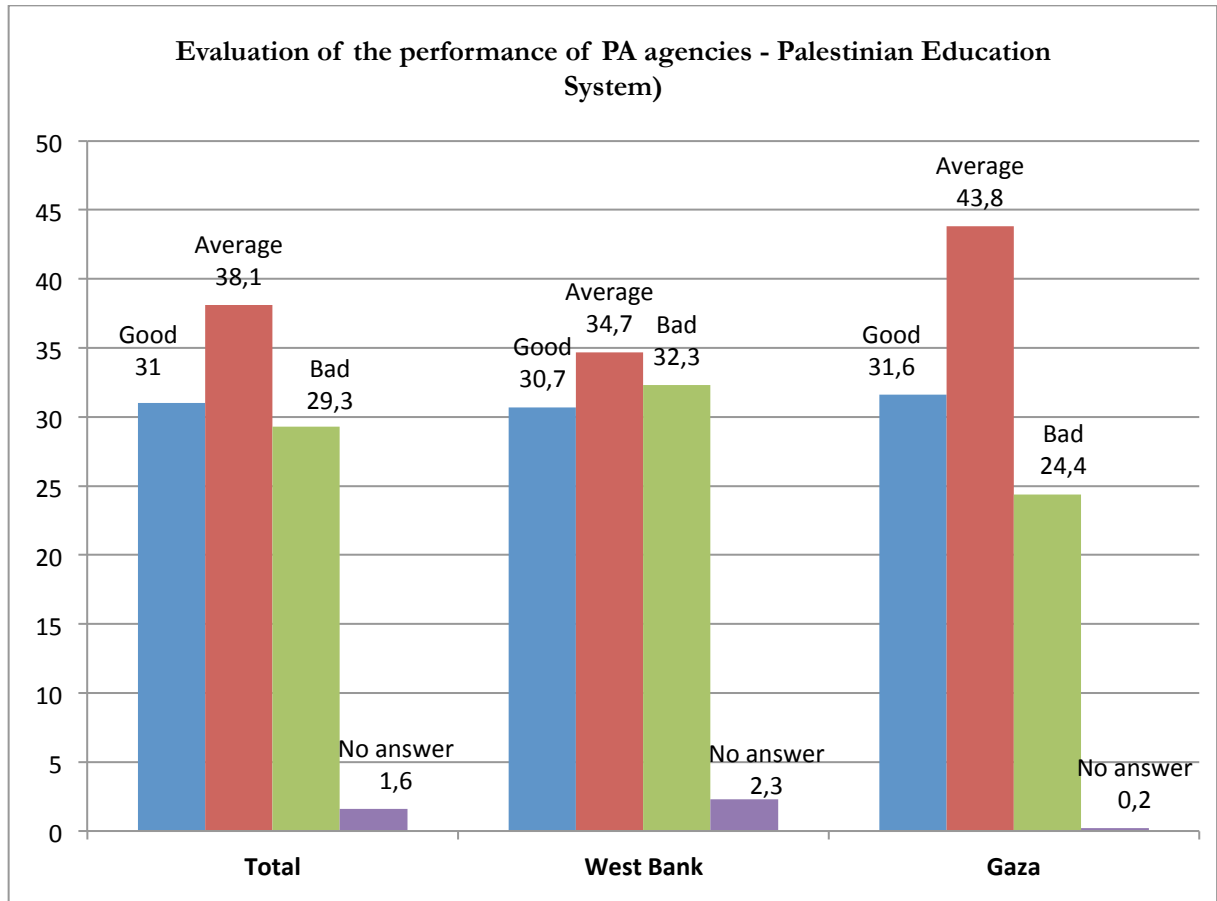
	Total	West Bank	Gaza
2- Legislative Council	n= 1200	n= 750	n=450
Good	16.4	16.7	16.0
Average	29.1	26.7	33.1
Bad	42.3	40.9	44.4
No answer	12.2	15.7	6.5



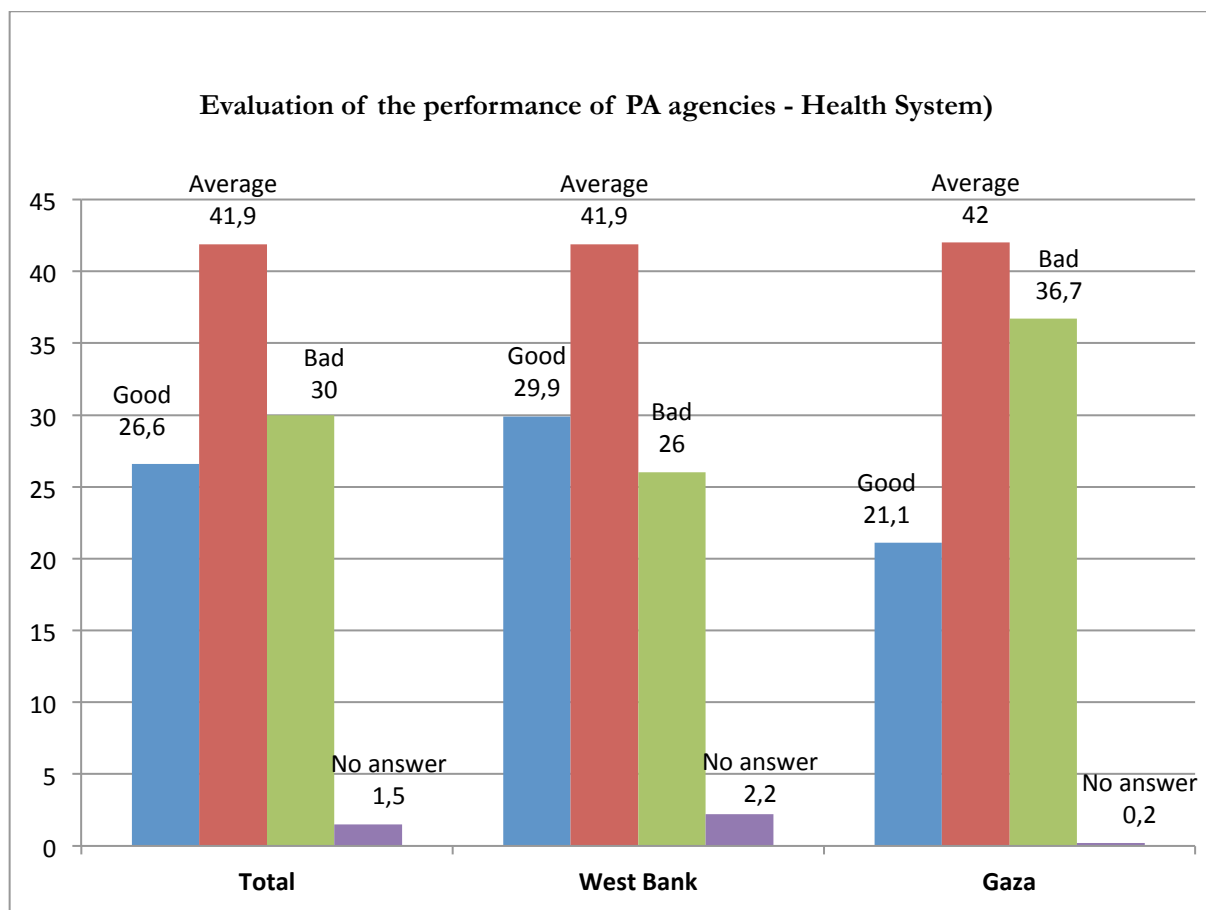
3- Council of Ministers (Executive Authority)	Total	West Bank	Gaza
	n= 1200	n= 750	n=450
Good	20.3	22.1	17.1
Average	36.3	31.9	43.6
Bad	33.9	32.9	35.6
No answer	9.5	13.1	3.7



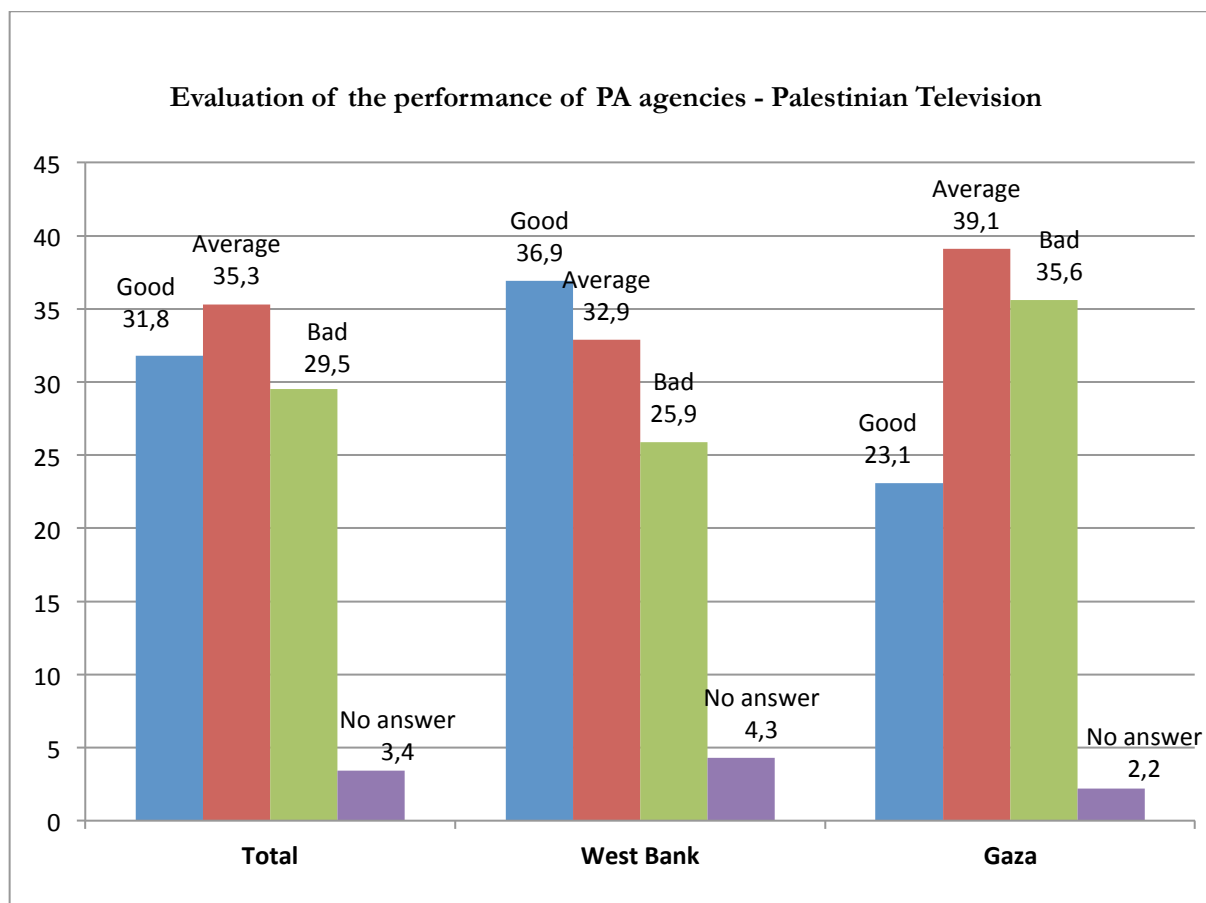
4-Palestinian Education System	Total	West Bank	Gaza
	n= 1200	n= 750	n=450
Good	31.0	30.7	31.6
Average	38.1	34.7	43.8
Bad	29.3	32.3	24.4
No answer	1.6	2.3	0.2



5- Palestinian Health System	Total	West Bank	Gaza
	n= 1200	n= 750	n=450
Good	26.6	29.9	21.1
Average	41.9	41.9	42.0
Bad	30.0	26.0	36.7
No answer	1.5	2.2	0.2

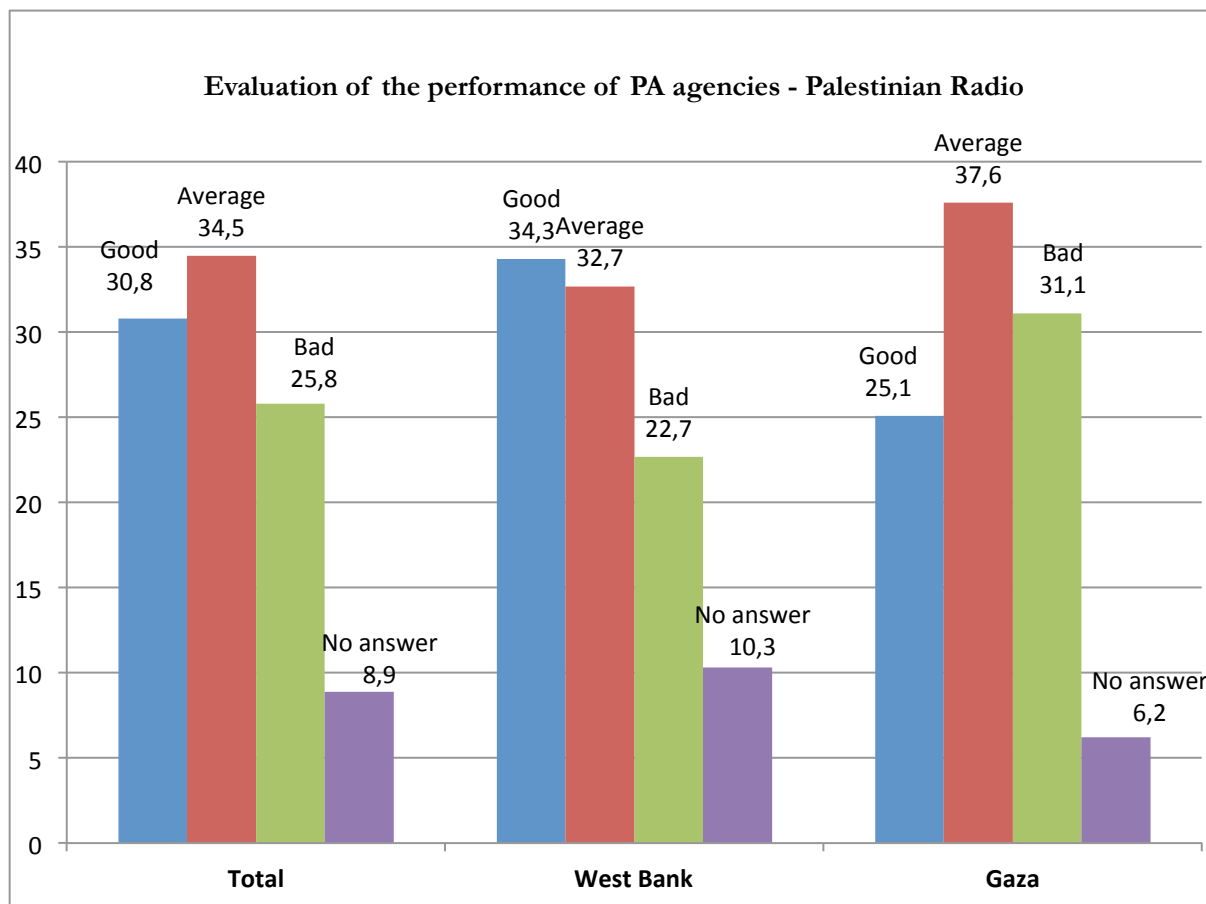


	Total	West Bank	Gaza
6- Palestinian Television	n= 1200	n= 750	n=450
Good	31.8	36.9	23.1
Average	35.3	32.9	39.1
Bad	29.5	25.9	35.6
No answer	3.4	4.3	2.2





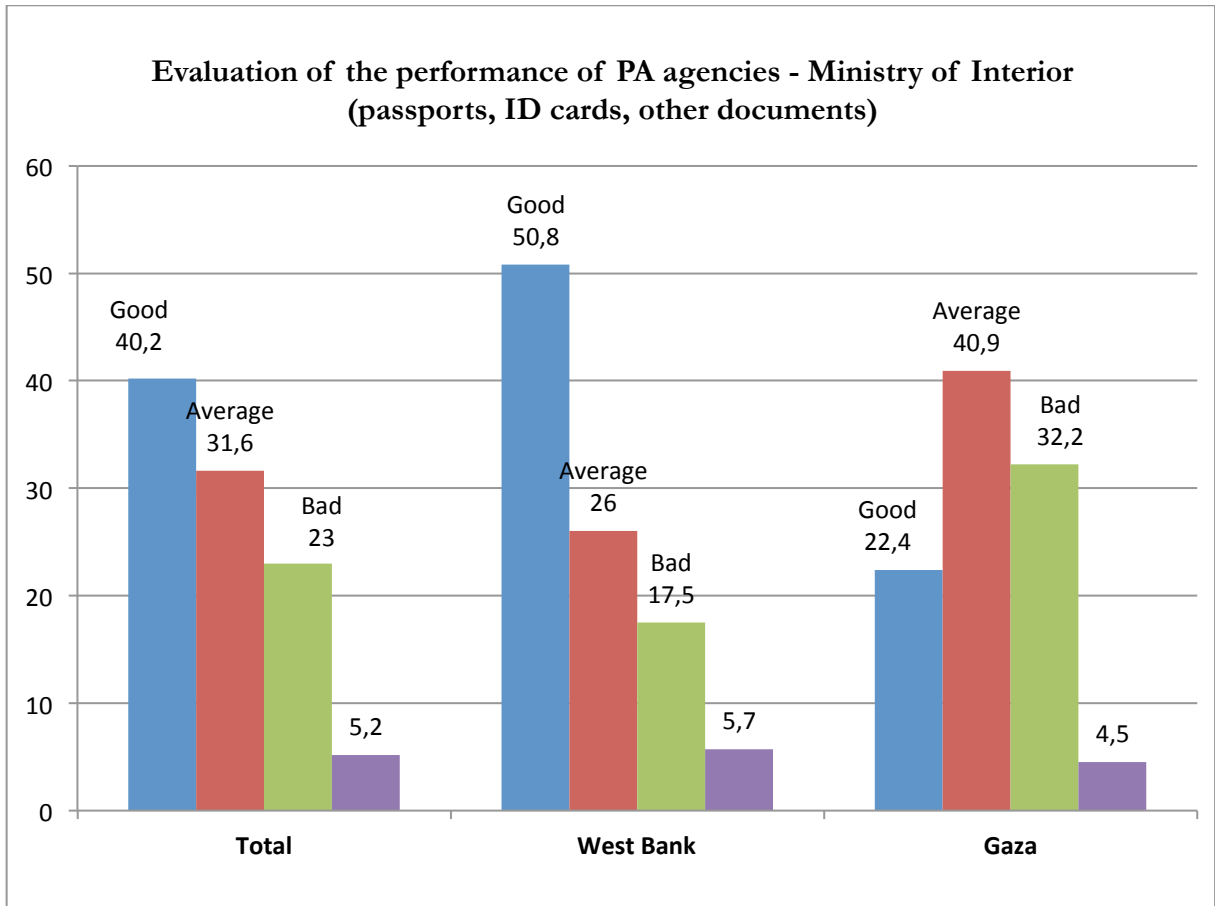
	Total	West Bank	Gaza
7- Palestinian Radio	n= 1200	n= 750	n=450
Good	30.8	34.3	25.1
Average	34.5	32.7	37.6
Bad	25.8	22.7	31.1
No answer	8.9	10.3	6.2



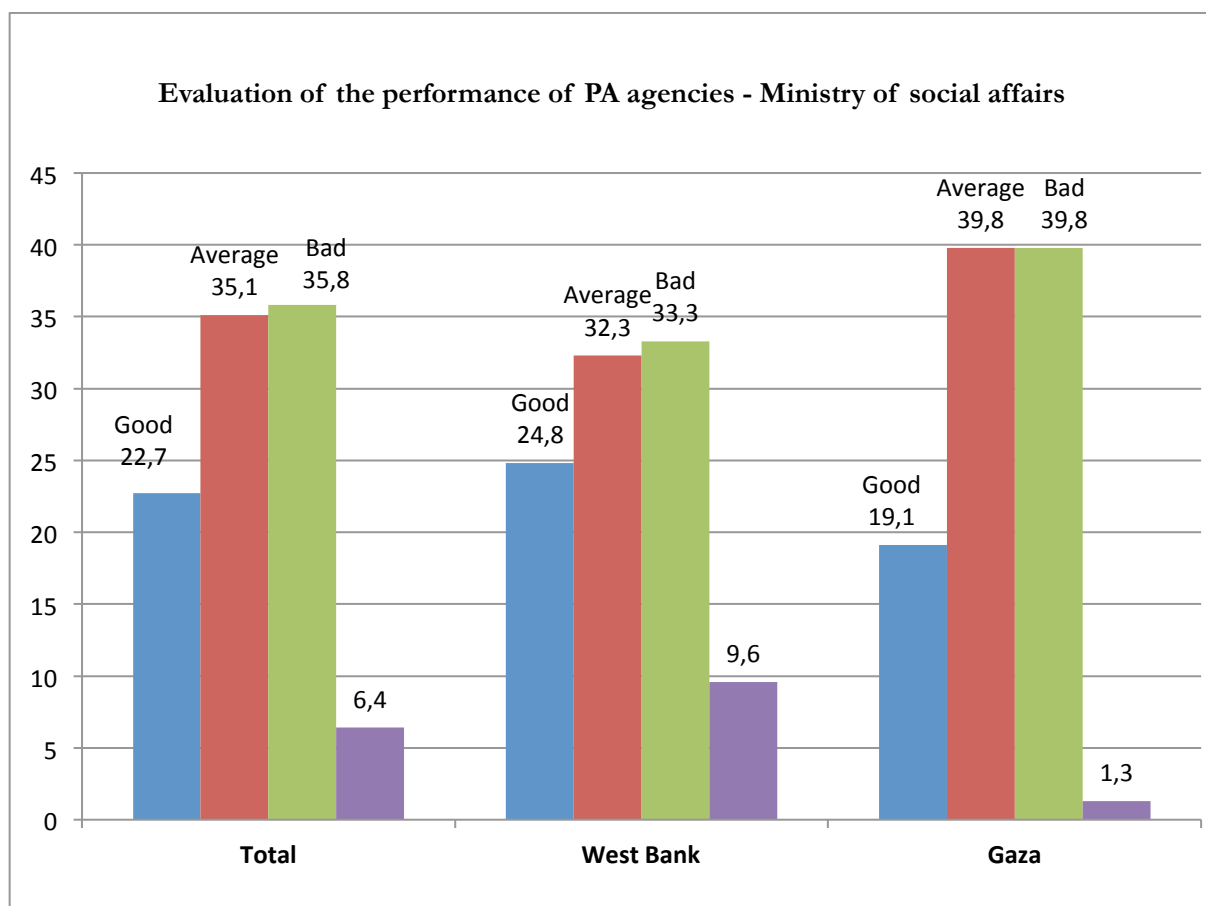
Total	West Bank	Gaza
-------	-----------	------

8- Ministry of Interior  
(passports, ID cards, other documents)

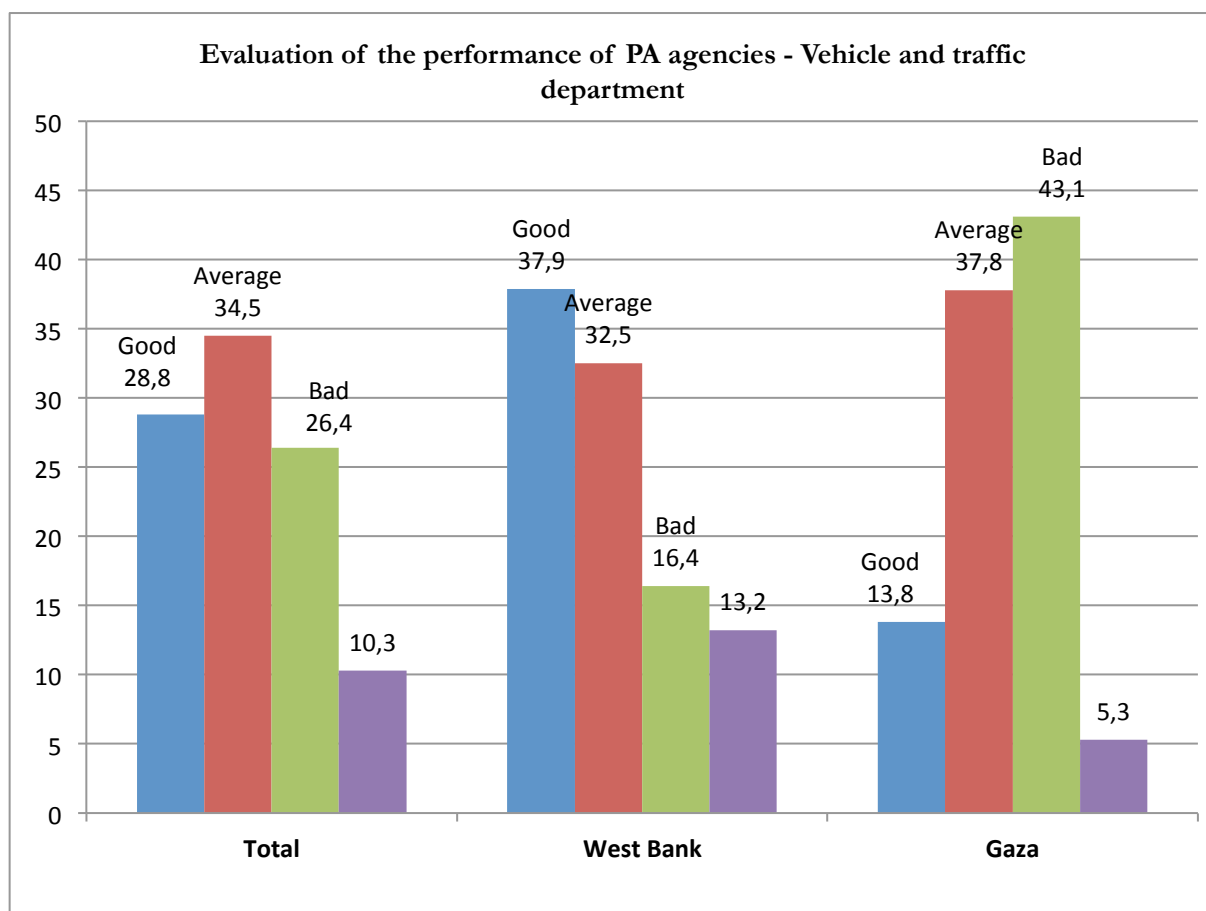
	n= 1200	n= 750	n=450
Good	40.2	50.8	22.4
Average	31.6	26.0	40.9
Bad	23.0	17.5	32.2
No answer	5.2	5.7	4.5



	Total	West Bank	Gaza
9- Ministry of social affairs	n= 1200	n= 750	n=450
Good	22.7	24.8	19.1
Average	35.1	32.3	39.8
Bad	35.8	33.3	39.8
No answer	6.4	9.6	1.3

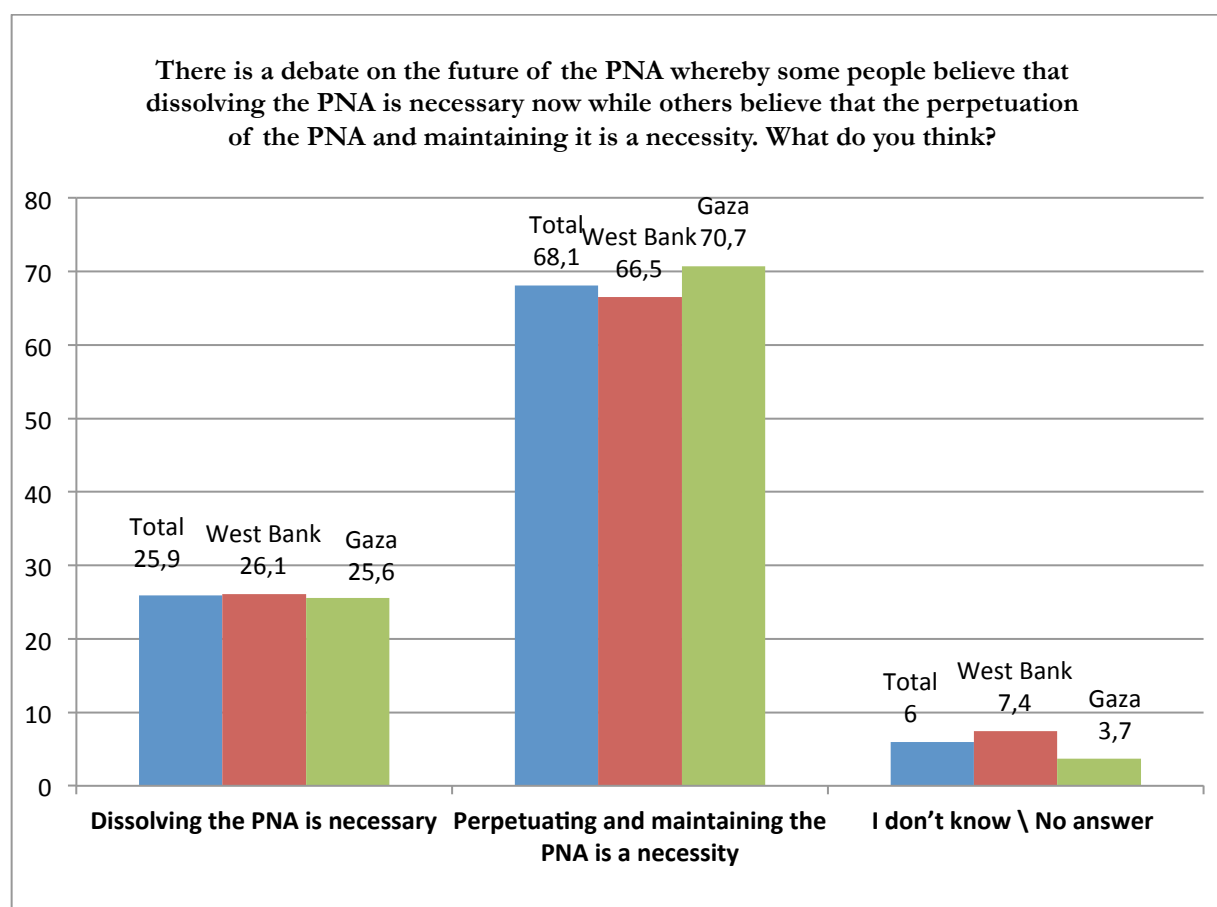


10- Vehicle and traffic department	Total	West Bank	Gaza
	n= 1200	n= 750	n=450
Good	28.8	37.9	13.8
Average	34.5	32.5	37.8
Bad	26.4	16.4	43.1
No answer	10.3	13.2	5.3



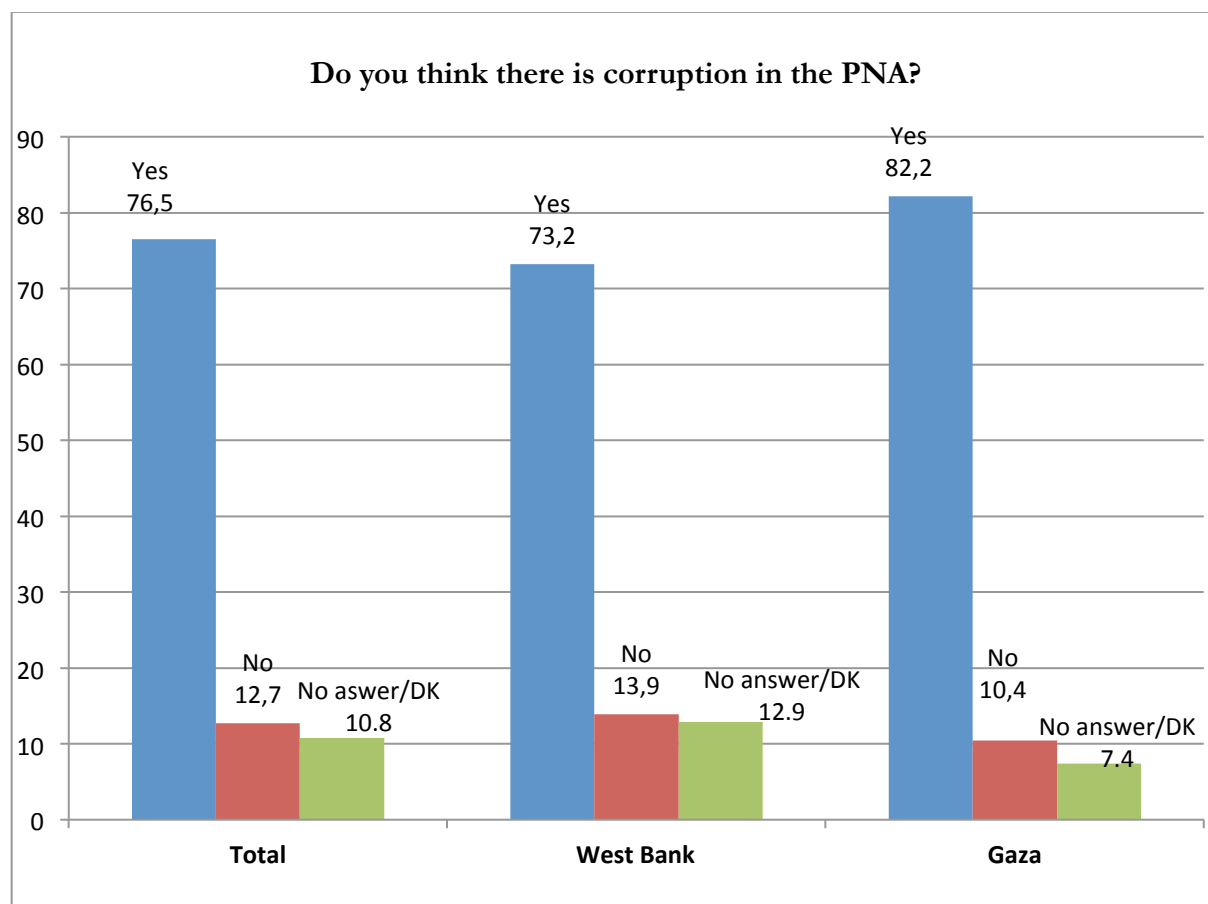
Q8. There is a debate on the future of the PNA whereby some people believe that dissolving the PNA is necessary now while others believe that the perpetuation of the PNA and maintaining it is a necessity. What do you think?

	Total	West Bank	Gaza
	n= 1200	n= 750	n=450
Dissolving the PNA is necessary	25.9	26.1	25.6
Perpetuating and maintaining the PNA is a necessity	68.1	66.5	70.7
I don't know \ No answer	6.0	7.4	3.7



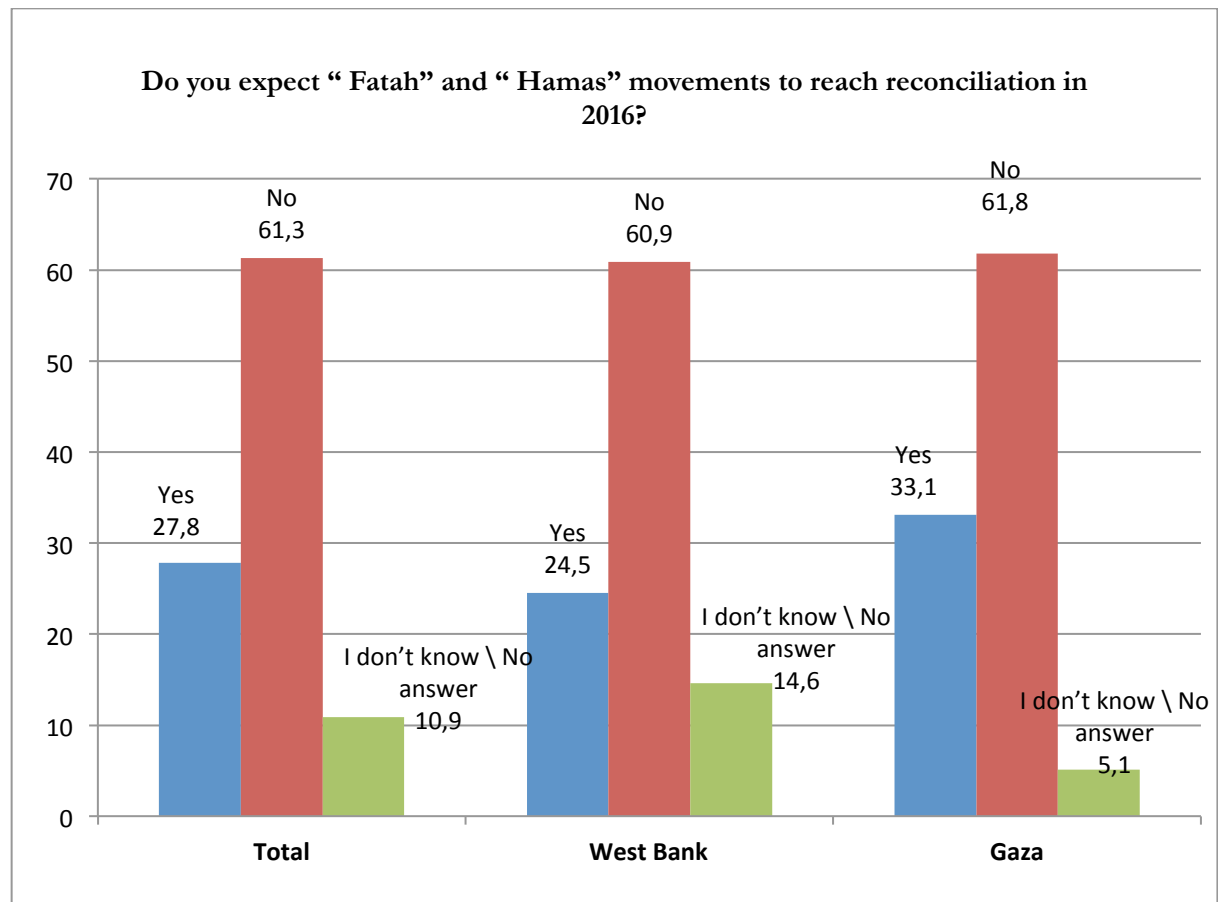
Q9. Do you think there is corruption in the PNA?

	Total	West Bank	Gaza
	n= 1200	n= 750	n=450
Yes	76.5	73.2	82.2
No	12.7	13.9	10.4
I don't know\ No answer	10.8	12.9	7.4



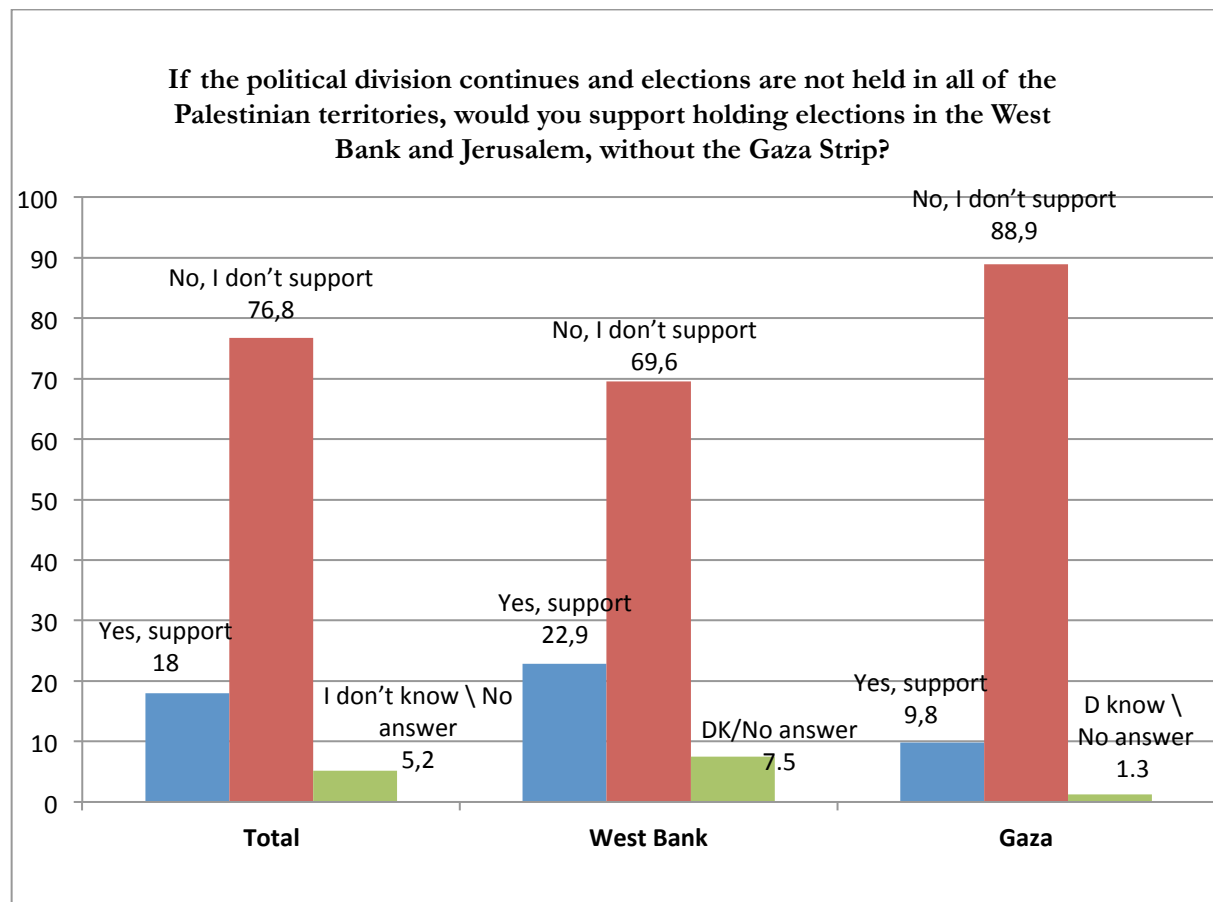
Q10. Do you expect “ Fatah” and “ Hamas” movements to reach reconciliation in 2016?

	Total	West Bank	Gaza
	n= 1200	n= 750	n=450
Yes	27.8	24.5	33.1
No	61.3	60.9	61.8
I don't know \ No answer	10.9	14.6	5.1



Q11. If the political division continues and elections are not held in all of the Palestinian territories, would you support holding elections in the West Bank and Jerusalem, without the Gaza Strip?

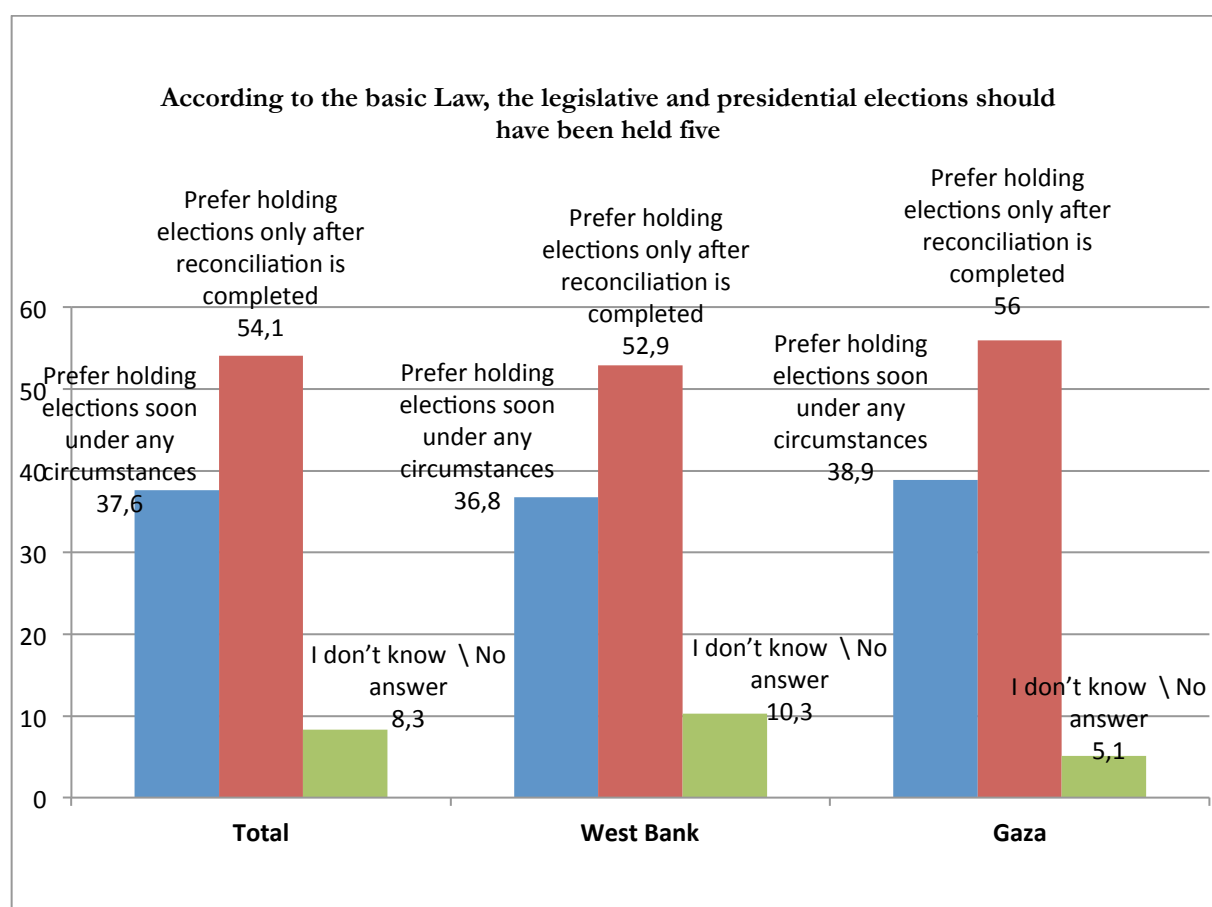
	Total	West Bank	Gaza
	n= 1200	n= 750	n=450
Yes, support	18.0	22.9	9.8
No, I don't support	76.8	69.6	88.9
I don't know \ No answer	5.2	7.5	1.3





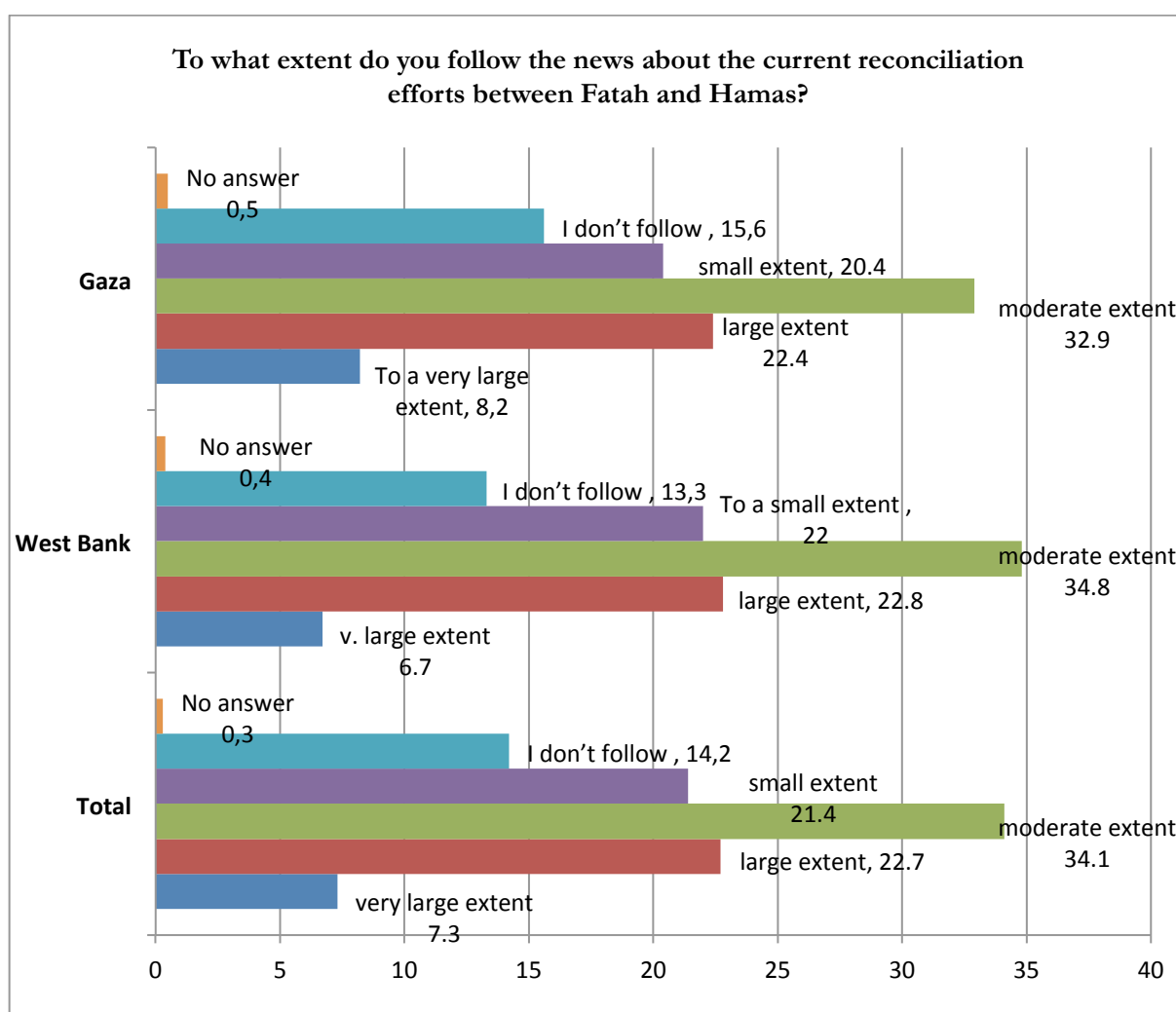
Q12. According to the basic Law, the legislative and presidential elections should have been held five years ago. Do you prefer holding elections soon under any circumstances, or do you prefer holding elections only after reconciliation is completed?

	Total	West Bank	Gaza
	n= 1200	n= 750	n=450
Prefer holding elections soon under any circumstances	37.6	36.8	38.9
Prefer holding elections only after reconciliation is completed	54.1	52.9	56.0
I don't know \ No answer	8.3	10.3	5.1



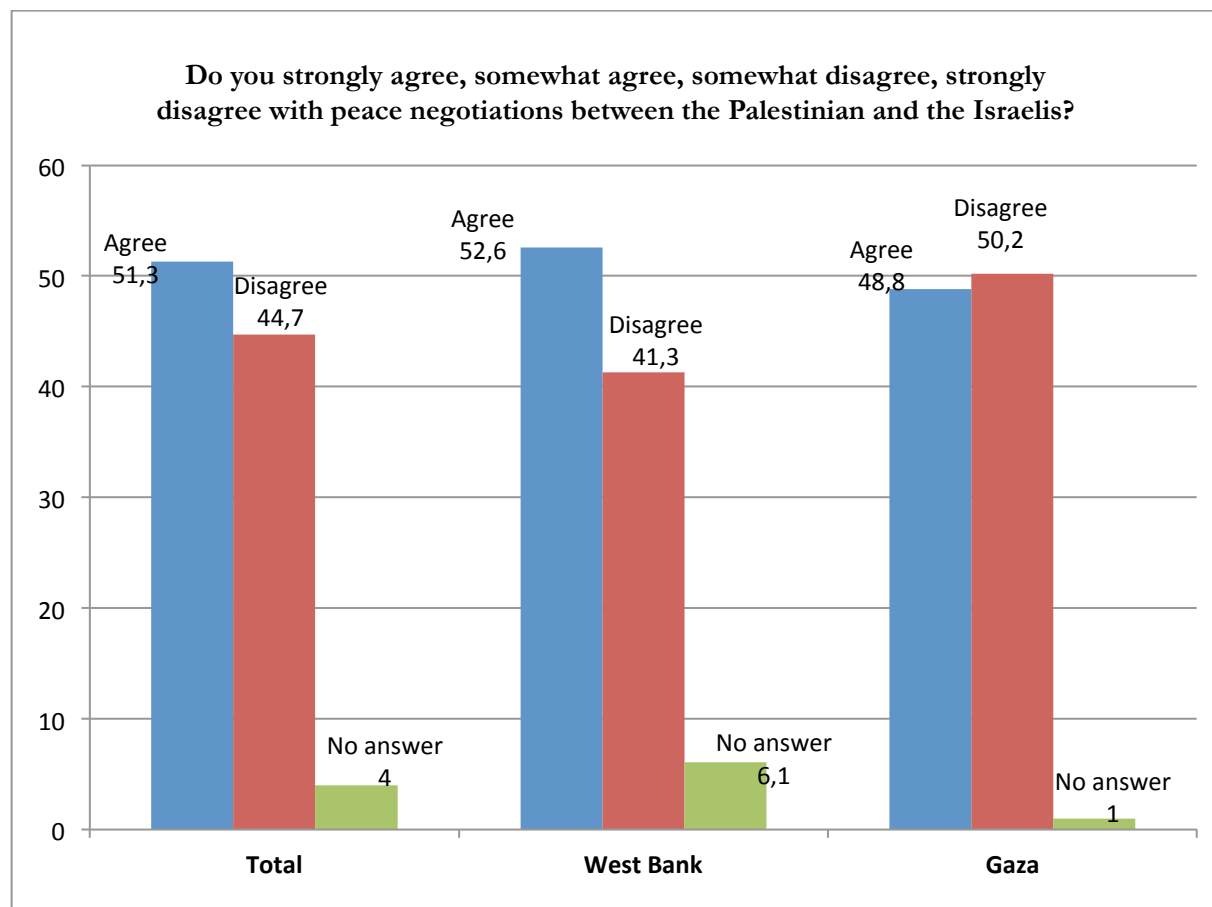
Q13. To what extent do you follow the news about the current reconciliation efforts between Fatah and Hamas?

	Total	West Bank	Gaza
	n= 1200	n= 750	n=450
To a very large extent	7.3	6.7	8.2
To a large extent	22.7	22.8	22.4
To a moderate extent	34.1	34.8	32.9
To a small extent	21.4	22.0	20.4
I don't follow	14.2	13.3	15.6
No answer	0.3	0.4	0.5



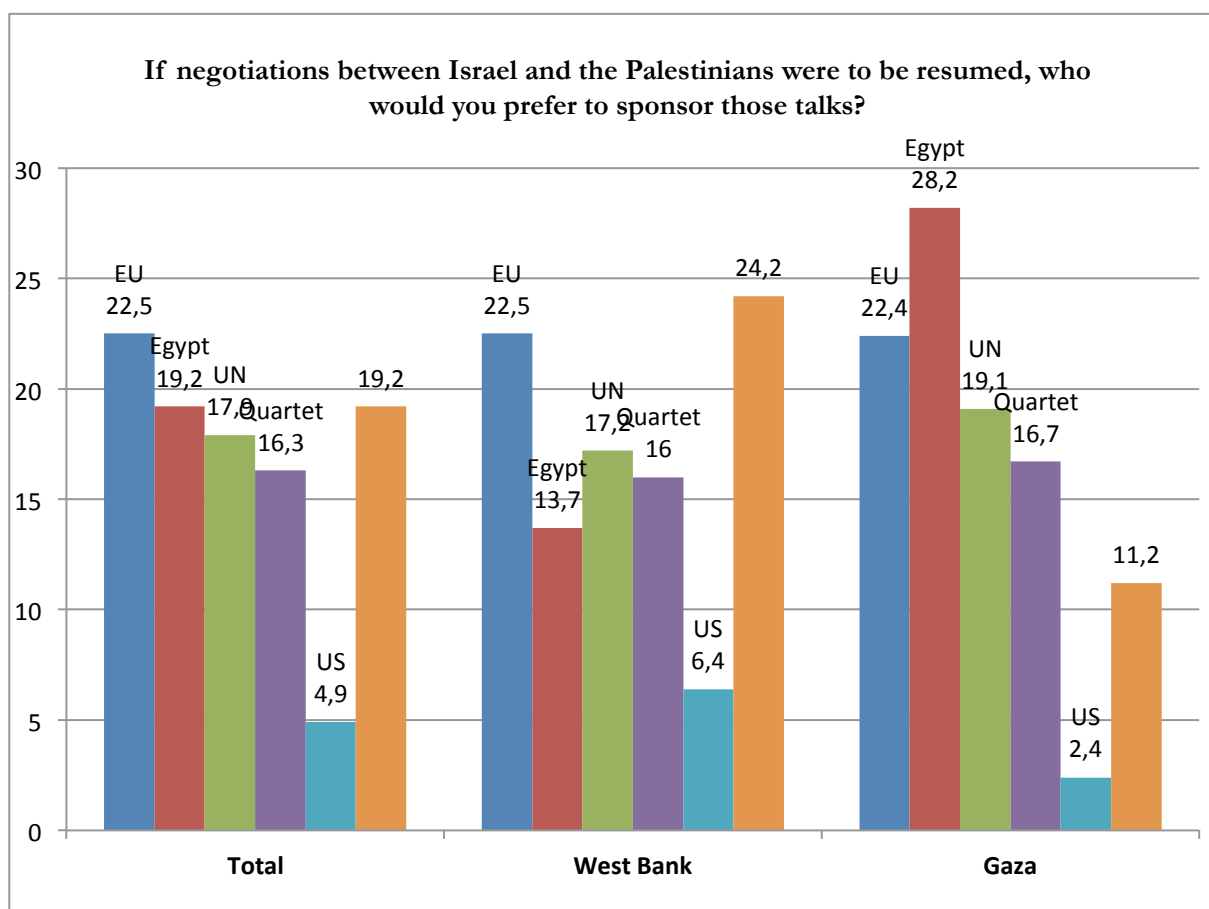
Q14. Do you strongly agree, somewhat agree, somewhat disagree, strongly disagree with peace negotiations between the Palestinians and the Israel?

	Total	West Bank	Gaza
	n= 1200	n= 750	n=450
Strongly agree	10.8	9.7	12.4
Somewhat agree	40.5	42.9	36.4
Somewhat disagree	22.9	20.4	27.1
Strongly disagree	21.8	20.9	23.1
No answer	4.0	6.1	1.0



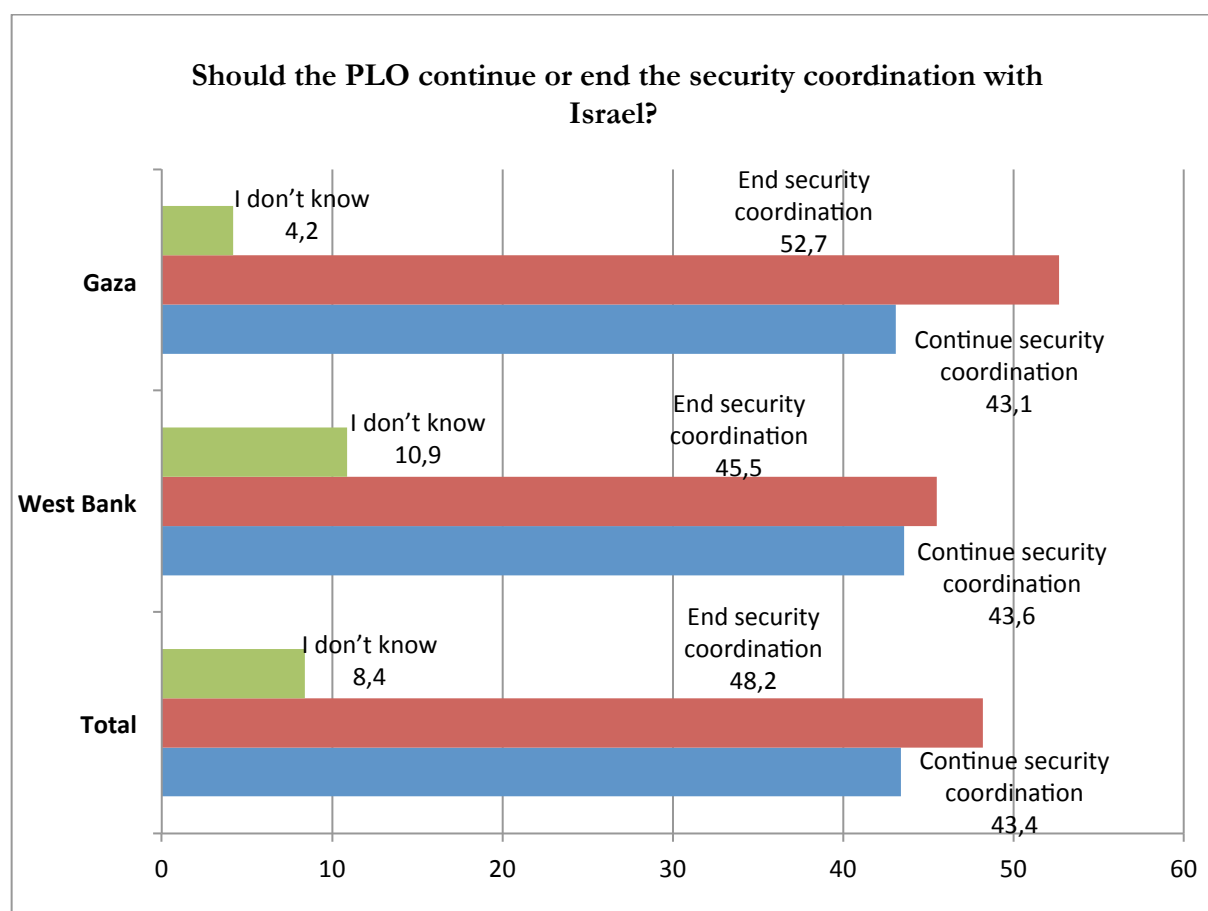
Q15. If negotiations between Israel and the Palestinians were to be resumed, who would you prefer to act as the mediator between the two sides?

	Total	West Bank	Gaza
	n= 1200	n= 750	n=450
The European Union	22.5	22.5	22.4
Egypt	19.2	13.7	28.2
The United Nations	17.9	17.2	19.1
The Mideast Quartet	16.3	16.0	16.7
The United States	4.9	6.4	2.4
No answer	19.2	24.2	11.2



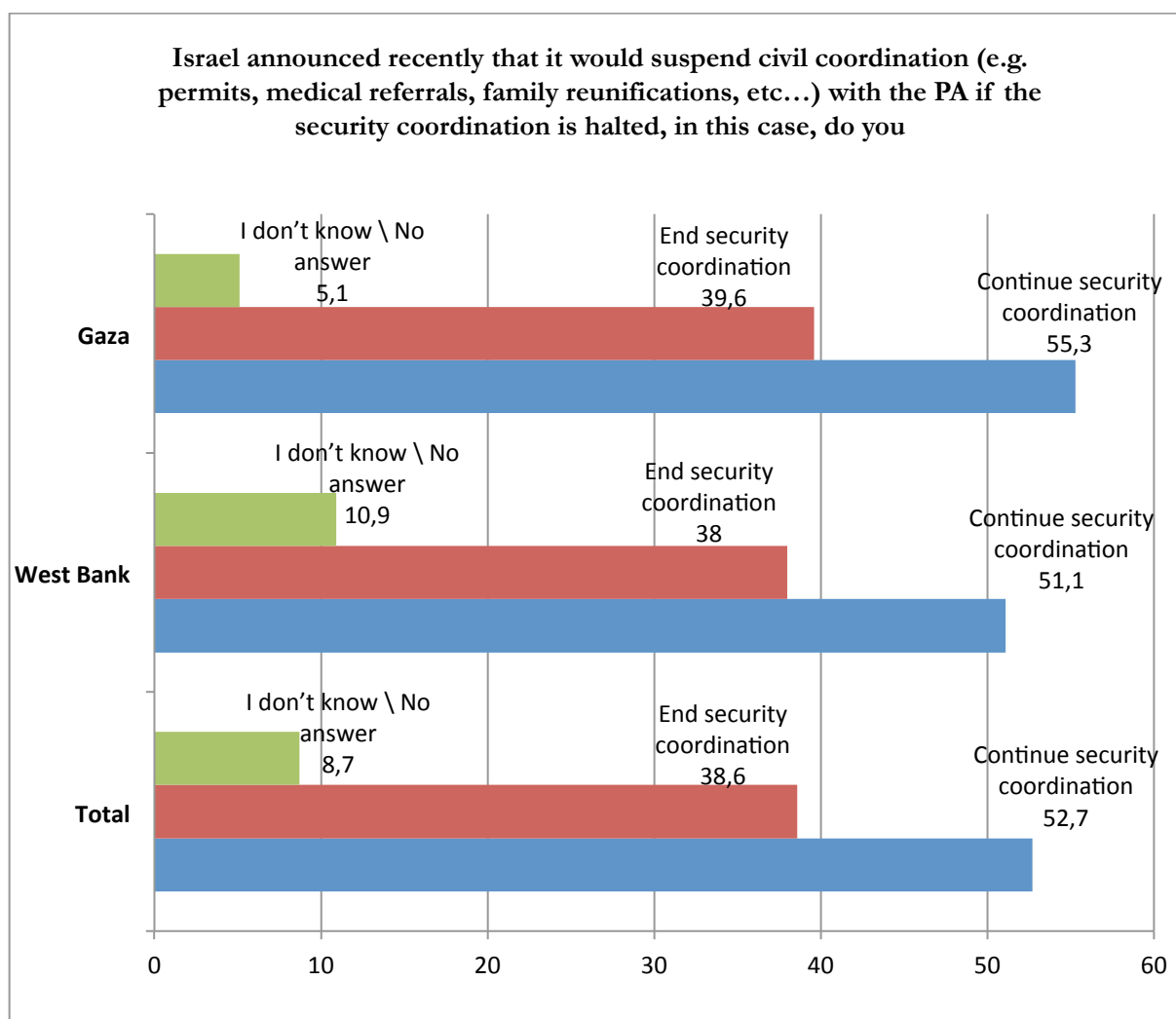
Q16. Should the PLO continue or end the security coordination with Israel?

	Total	West Bank	Gaza
	n= 1200	n= 750	n=450
Continue security coordination	43.4	43.6	43.1
End security coordination	48.2	45.5	52.7
I don't know	8.4	10.9	4.2



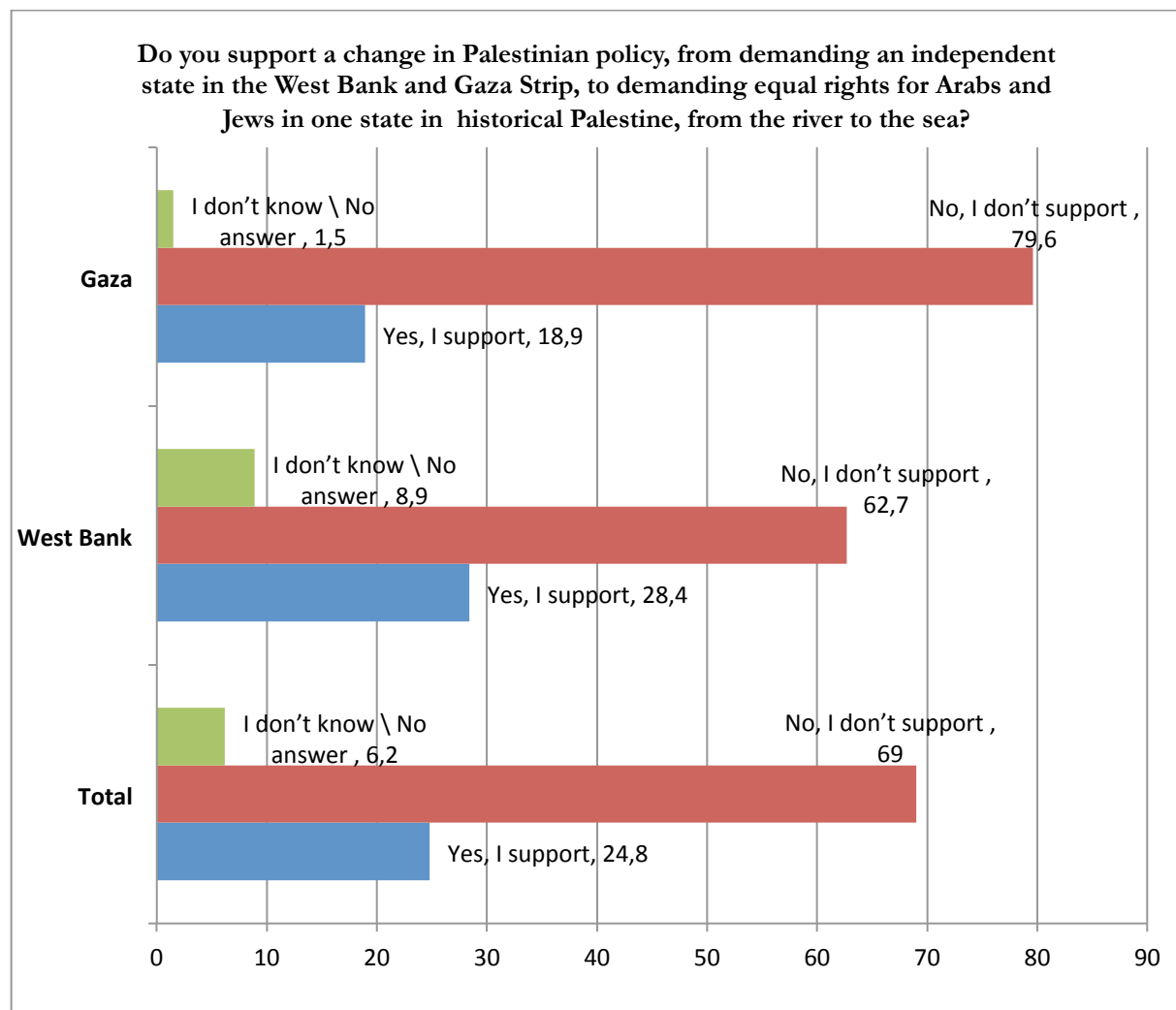
Q17. Israel announced recently that it would suspend civil coordination (e.g. permits, medical referrals, family reunifications, etc.) with the PA if the security coordination is halted, in this case, do you support halting or continuing security coordination?

	Total	West Bank	Gaza
	n= 1200	n= 750	n=450
Continue security coordination	52.7	51.1	55.3
End security coordination	38.6	38.0	39.6
I don't know \ No answer	8.7	10.9	5.1



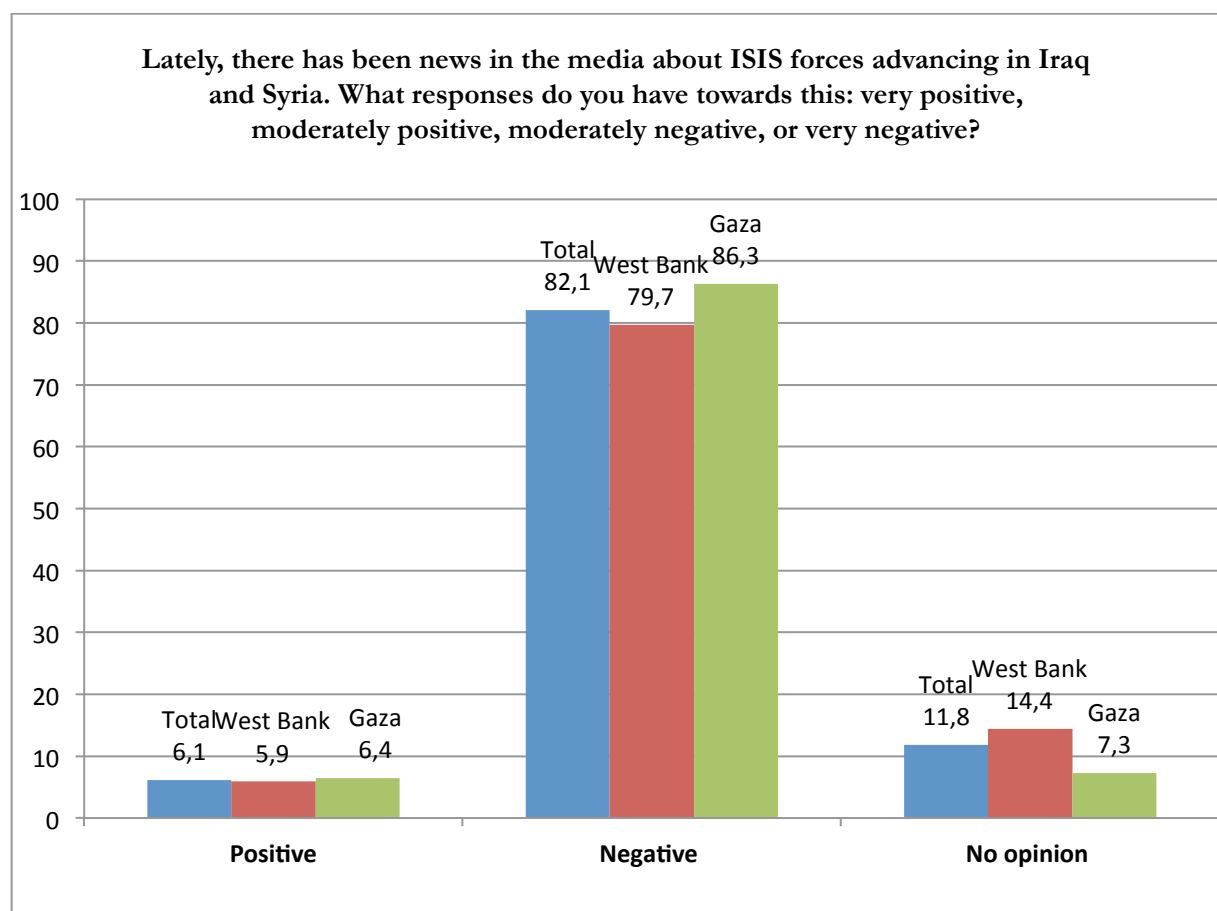
Q18. Do you support a change in Palestinian policy, from demanding an independent state in the West Bank and Gaza Strip, to demanding equal rights for Arabs and Jews in one state in Historical Palestine, from the river to the sea?

	Total	West Bank	Gaza
	n= 1200	n= 750	n=450
Yes, I support	24.8	28.4	18.9
No, I don't support	69.0	62.7	79.6
I don't know \ No answer	6.2	8.9	1.5



Q19. Lately, there has been news in the media about ISIS forces advancing in Iraq and Syria. What responses do you have towards this: very positive, moderately positive, moderately negative, or very negative?

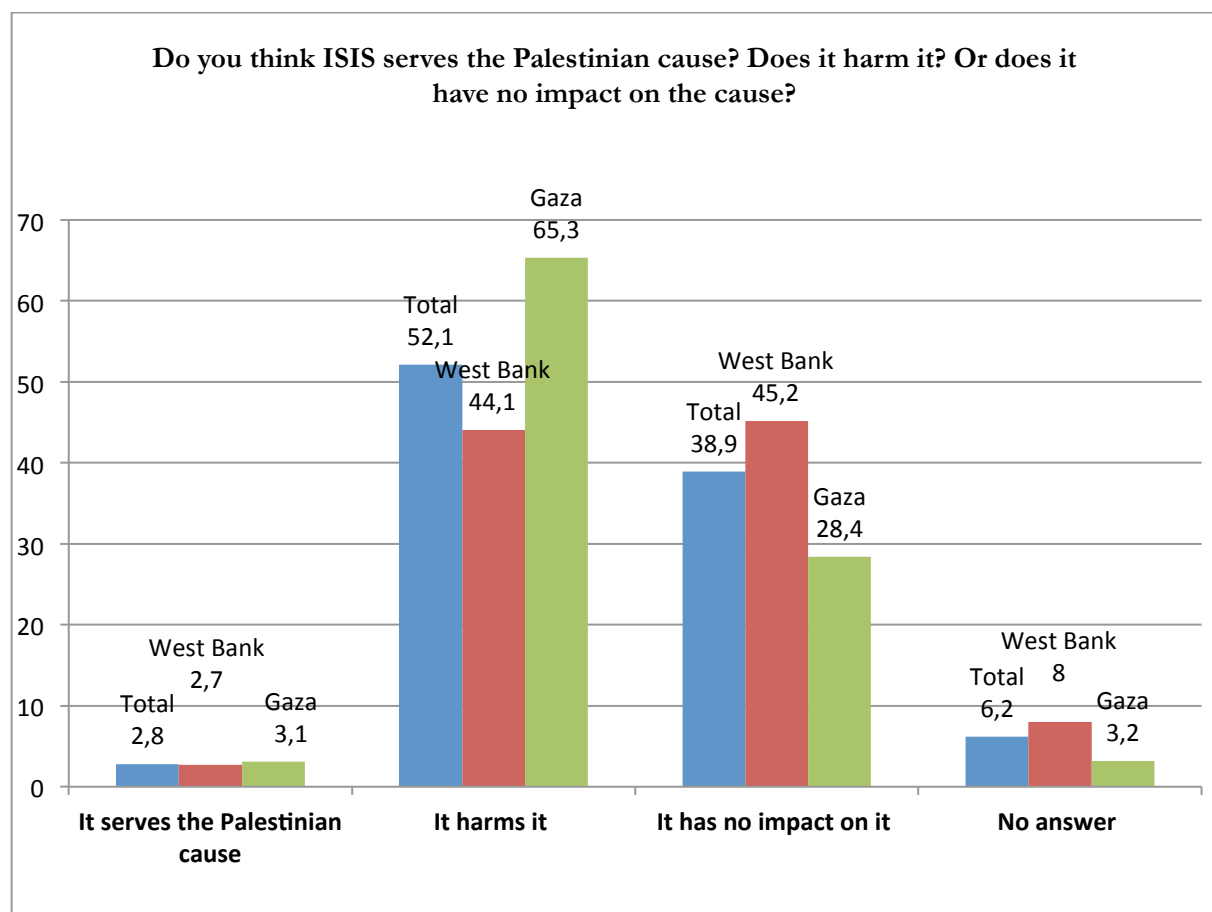
	Total	West Bank	Gaza
	n= 1200	n= 750	n=450
Very positive	0.9	0.7	1.3
Moderately positive	5.2	5.2	5.1
Moderately negative	18.8	19.6	17.6
Very negative	63.3	60.1	68.7
No opinion	11.8	14.4	7.3





Q20. Do you think ISIS serves the Palestinian cause? Does it harm it? Or does it have no impact on the cause?

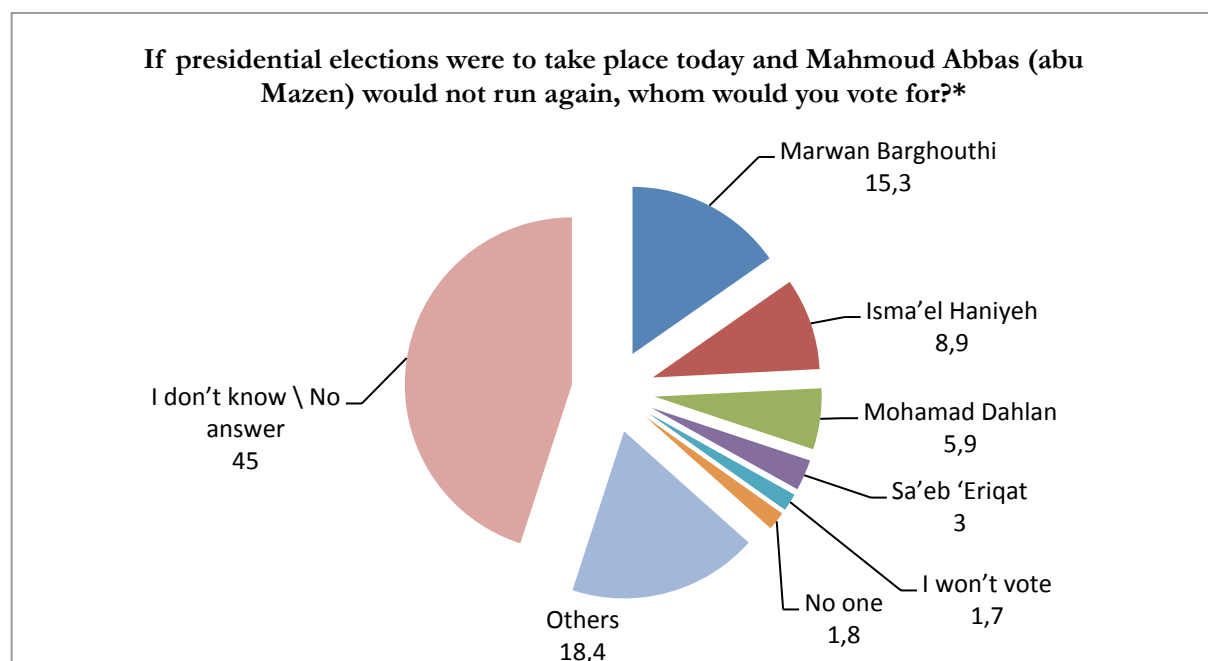
	Total	West Bank	Gaza
	n= 1200	n= 750	n=450
It serves the Palestinian cause	2.8	2.7	3.1
It harms it	52.1	44.1	65.3
It has no impact on it	38.9	45.2	28.4
No answer	6.2	8.0	3.2



Q21. If presidential elections were to take place today and Mahmoud Abbas (abu Mazen) would not run again, whom would you vote for?\*

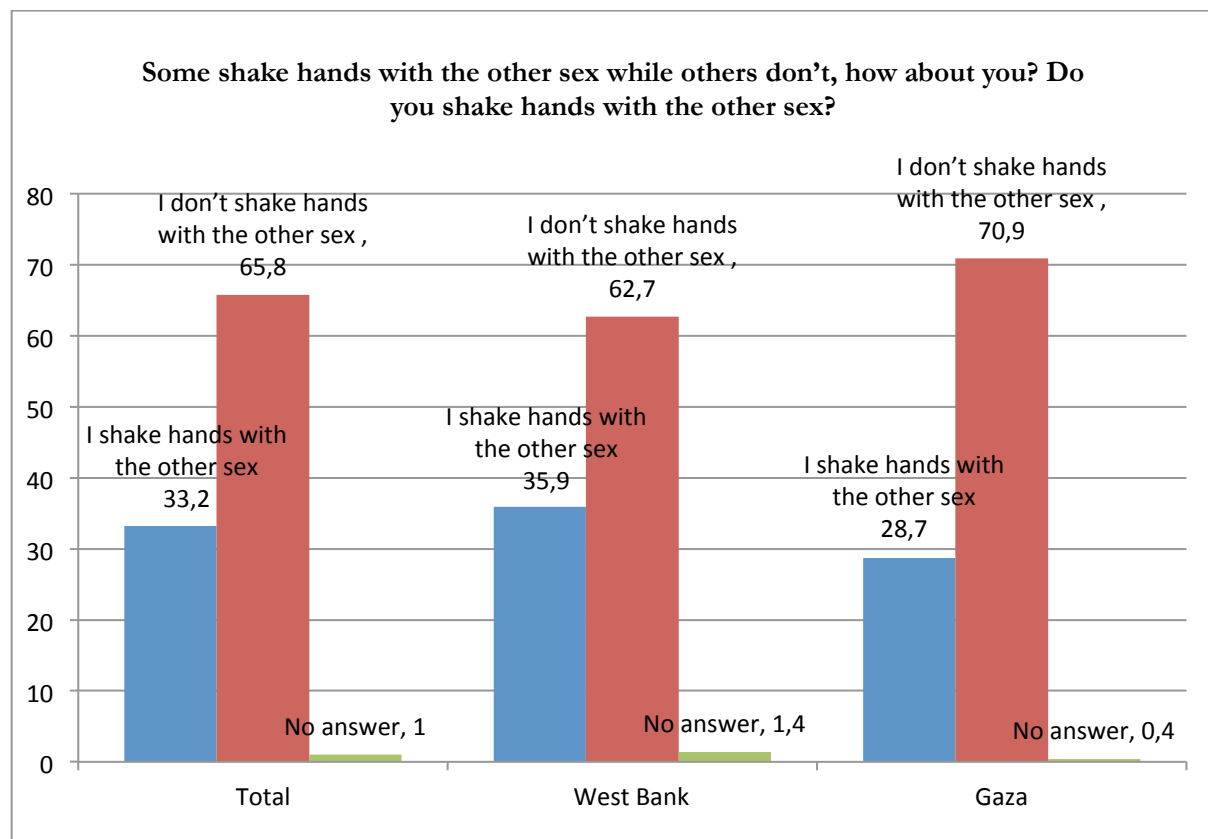
	Total	West Bank	Gaza
	n= 1200	n= 750	n=450
Marwan Barghouthi	15.3	16.0	14.0
Isma'el Haniyeh	8.9	6.9	12.2
Mohamad Dahlan	5.9	1.9	12.7
Sa'eb 'Eriqat	3.0	2.3	4.2
I won't vote	1.7	1.3	2.2
No one	1.8	2.7	0.4
Others	18.4	18.5	18.2
I don't know \ No answer	45.0	50.4	36.1

This is an open-ended question, no options were given to the interviewee



Q22. Some shake hands with the other sex while others don't, how about you? Do you shake hands with the other sex?

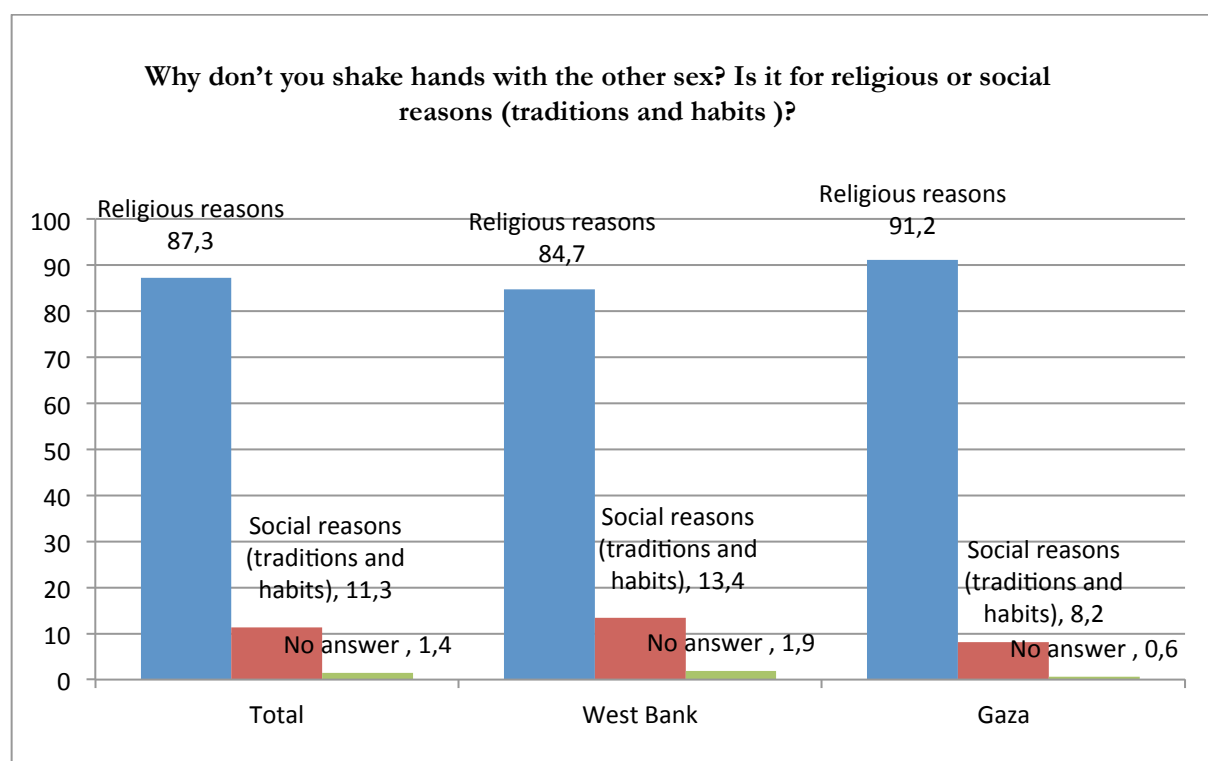
	Total	West Bank	Gaza
	n= 1200	n= 750	n=450
I shake hands with the other sex	33.2	35.9	28.7
I don't shake hands with the other sex	65.8	62.7	70.9
No answer	1.0	1.4	0.4



Q23. Why don't you shake hands with the other sex? Is it for religious or social reasons (traditions and habits)? \*

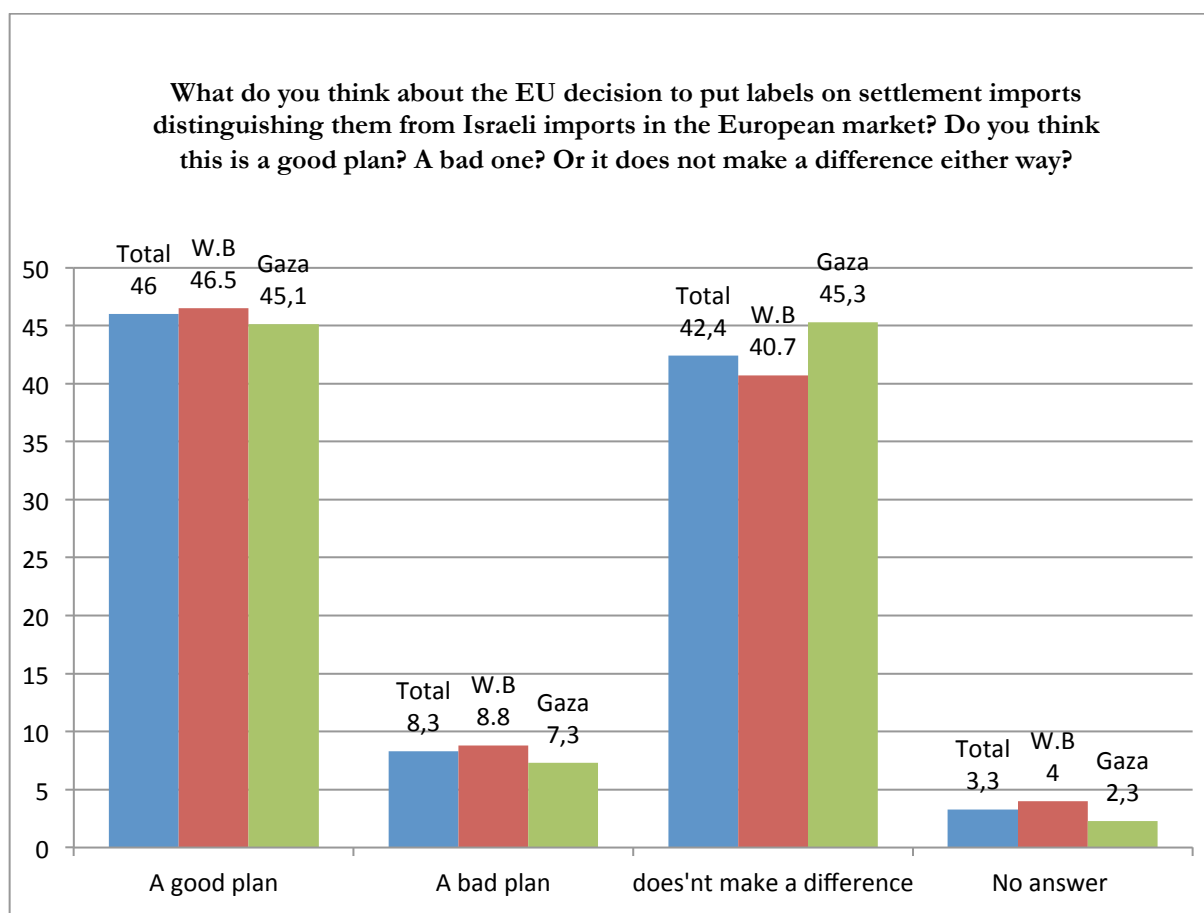
	Total	West Bank	Gaza
	n= 789	n= 470	n=319
Religious reasons	87.3	84.7	91.2
Social reasons (traditions and habits)	11.3	13.4	8.2
No answer	1.4	1.9	0.6

\*This question was asked to those answered that they don't shake hands in the previous question



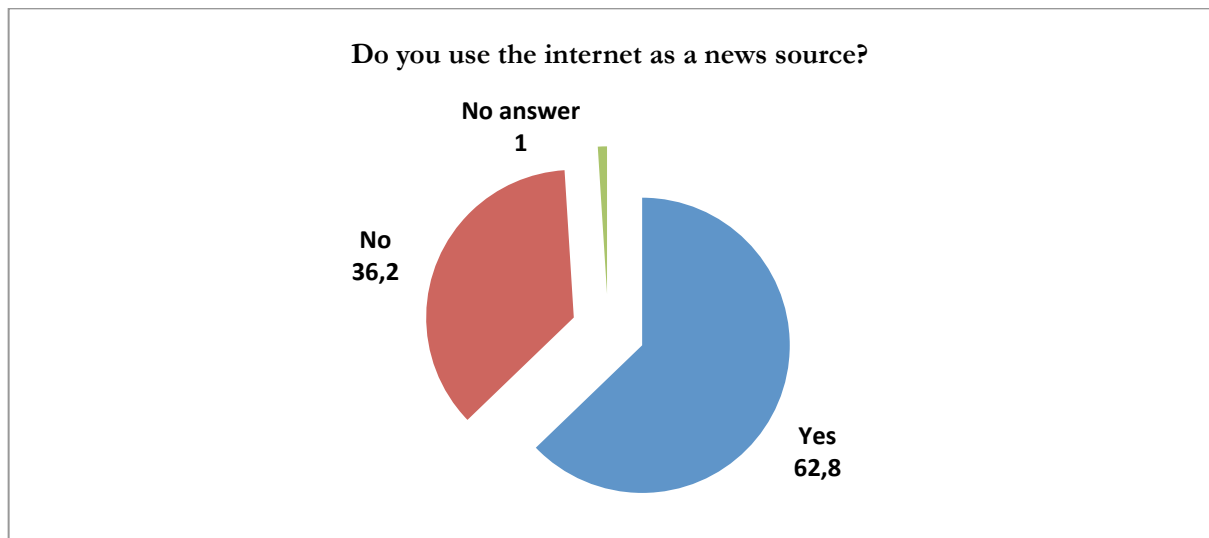
Q24. What do you think about the EU decision to put labels on settlement imports distinguishing them from Israeli imports in the European market? Do you think this is a good plan? A bad one? Or it does not make a difference either way?

	Total	West Bank	Gaza
	n= 1200	n= 750	n=450
A good plan	46.0	46.5	45.1
A bad plan	8.3	8.8	7.3
It does not make a difference either way	42.4	40.7	45.3
No answer	3.3	4.0	2.3



Q25. Do you use the internet as a news source?

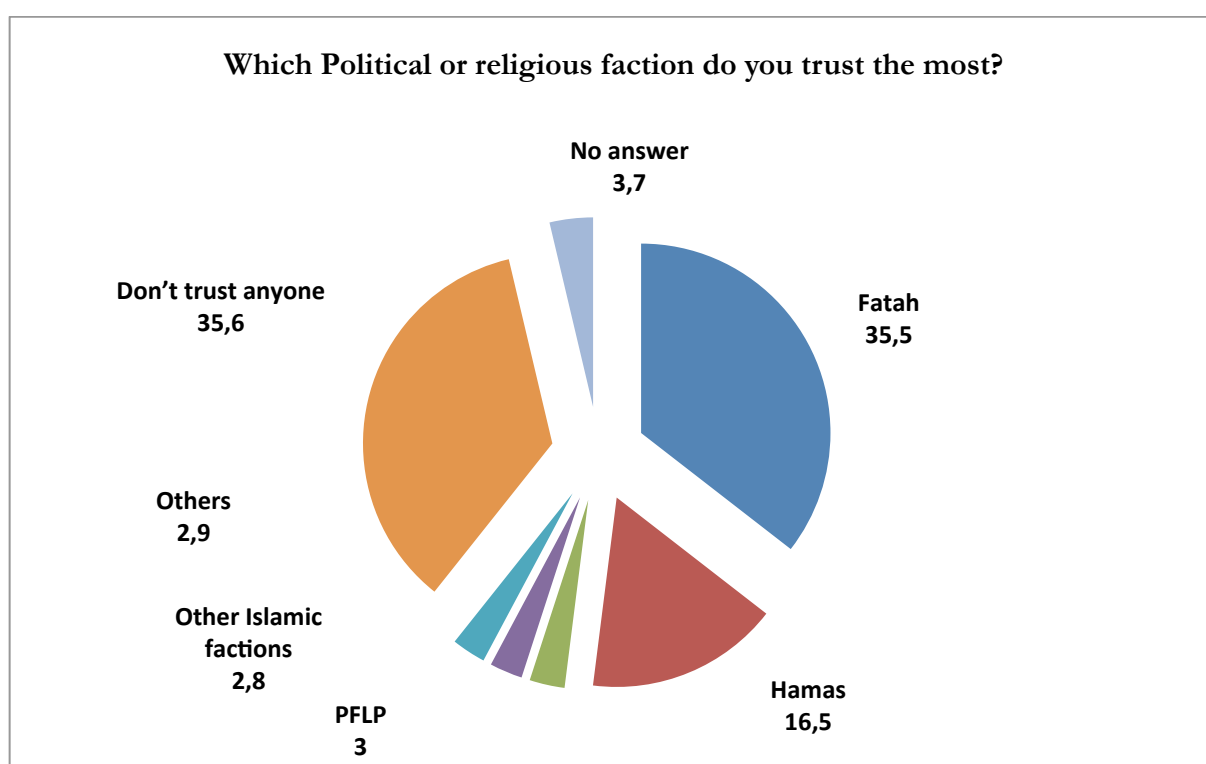
	Total	West Bank	Gaza
	n= 1200	n= 750	n=450
Yes	62.8	66.5	56.7
No	36.2	32.5	42.2
No answer	1.0	1.0	1.1



Q26. Which Political or religious faction do you trust the most?

	Total	West Bank	Gaza
	n=1200	n= 750	n=450
Fatah	35.5	36.9	33.1
Hamas	16.5	15.1	18.9
PFLP	3.0	2.8	3.3
Other Islamic factions	2.8	2.0	4.0
Others	2.9	3.1	2.7
Don't trust anyone	35.6	35.7	35.3
No answer	3.7	4.4	2.7

\*This was an open-ended question no options were read to the interviewee



Q27. Which Palestinian personality do you trust the most?\*

	Total	West Bank	Gaza
	n=1200	n= 750	n=450
Mahmoud Abass ( Abu Mazen)	14.4	18.5	7.6
Isma'el Haniyeh	10.8	8.0	15.3
Marwan Barghouthi	9.9	10.3	9.3
Mohamad Dahlan	4.3	0.5	10.7
Khaled Misha'l	3.5	3.5	3.6
Others	14.8	14.4	15.3
Don't trust anyone	36.8	37.7	35.3
No answer	5.5	7.1	2.9

\*This was an open-ended question no options were read to the interviewee

